

AXIA[®]

STAIR & RAILING SYSTEMS



STYLE



QUALITY



VALUE

AXIA[®]
STAIR & RAILING SYSTEMS

Full Product Line Catalog Edition 001-C



style

[stahyl]

noun

an elegant, fashionable, or luxurious mode of living: to live in style.

quality

[kwol-i-tee]

noun

high grade; superiority; excellence: railing of exceptional quality

value

[val-yoo]

noun

relative worth, merit, or importance: the value of a home

Stainless steel

In metallurgy, stainless steel, also known as inox steel or inox from French inoxydable (inoxidizable), is a steel alloy with a minimum of 10.5% chromium content by mass.

Stainless steel is notable for its corrosion resistance, and it is widely used for food handling and cutlery among many other applications.

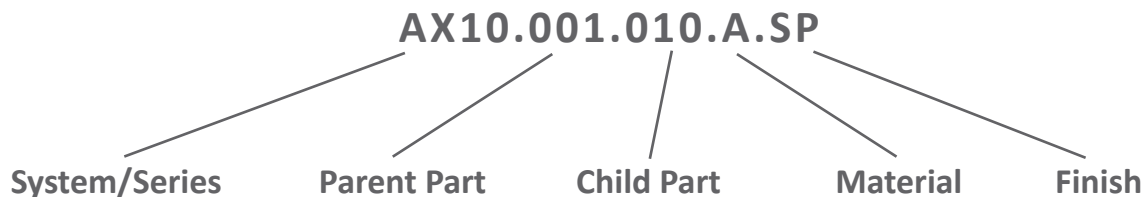
Stainless steel does not readily corrode, rust or stain with water as ordinary steel does. However, it is not fully stain-proof in low-oxygen, high-salinity, or poor air-circulation environments.

There are various grades and surface finishes of stainless steel to suit the environment the alloy must endure. Stainless steel is used where both the properties of steel and corrosion resistance are required.

Stainless steel differs from carbon steel by the amount of chromium present. Unprotected carbon steel rusts readily when exposed to air and moisture. This iron oxide film (the rust) is active and accelerates corrosion by making it easier for more iron oxide to form. Since iron oxide has lower density than steel, the film expands and tends to flake and fall away. In comparison, stainless steels contain sufficient chromium to undergo passivation, forming an inert film of chromium oxide on the surface. This layer prevents further corrosion by blocking oxygen diffusion to the steel surface and stops corrosion from spreading into the bulk of the metal. Passivation occurs only if the proportion of chromium is high enough and oxygen is present in it.

Stainless steel's resistance to corrosion and staining, low maintenance, and familiar lustre make it an ideal material for many applications.

Our parts system



Anaerobic
Adhesive



Threadlock



Epoxy



Clear Silicone



Quick# 260X
Page 68



Drill Kit AX00.070.650
Page 70

Parts that require adhesive

We offer a complete selection of the highest grade adhesives for professional installation.

Page 69

Parts that require hardware

Our parts are available with a full range of system hardware as well as anchors for mounting to wood and concrete.

Page 68

Installation kits available

Our complete offering of installation kits, tools and accessories makes it easy to professionally install our systems.

Page 70

Index

Post Railing Systems

ROUND SERIES



INFILL OPTIONS



Round Tube Infill 4-7



Cable Infill 8-13



Glass Clamps 14-17

POST OPTIONS



Round Post
Options 18-21



Round Handrail
Options 22-25

HANDRAIL OPTIONS

SQUARE SERIES



INFILL OPTIONS



Bar/Tube Infill 26-29



Cable Infill 30-35




Glass Clamps 36-39

POST OPTIONS



Square Post
Options 42-43



Wood Post
Options 42-43

HANDRAIL OPTIONS



Square Handrail
Options 42-45



Wood Handrail
Options 42-45

Glass Railing Systems

STANDOFF SERIES



STANDOFF OPTIONS




Round Standoffs
46-49



Square Standoffs
50-53

U CHANNEL SERIES



MOUNTING OPTIONS



Floor Mount 54-60



Wall Mount 54-60



Spigot Clamps 61

CAP RAIL OPTIONS



Round Top rail
Options 62-65



Square Top rail
Options 66-67



Wood Top rail
66-67

ACCESSORIES



INSTALLATION



Hardware 68



Adhesives 69




Tools & Accessories
70-71




Specialty Tools 72





COD.	Ø	L	Wt.
AX10.009.83000.A.SP	12 x 1.5 mm	3000 mm (9'-10")	1.1 kgs (2.42 lbs)
AX10.009.85800.A.SP	12 x 1.5 mm	5800 mm (19')	2.1 kgs (4.64 lbs)

Round tube infill

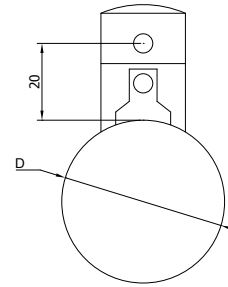
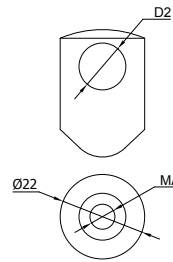



For information on cutting stainless steel
houseofforgings.net/axia-install-guides

COD.	D	D2	MA
AX10.010.200.A.SP	42.4 mm	12 mm	6.5 mm

Round tube infill holder

Weight:
.053 kgs (.117 lbs)

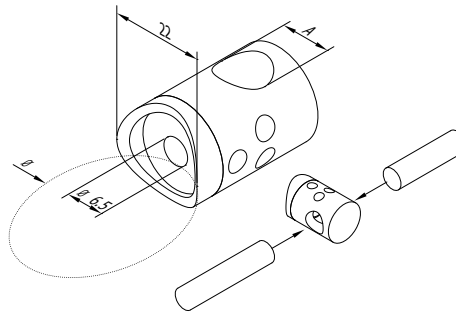


 Quick# 260X
Page 68
1 per location

COD.	B	A
AX10.010.206.A.SP	42.4 mm	12 mm

Round tube infill holder - connector

Weight:
.054 kgs (.118 lbs)



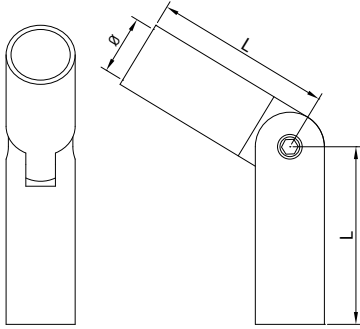

 Quick# 260X
Page 68
1 per location




COD.	Ø	L
AX10.010.082.A.SP	12 mm	36 mm

Inline connector

Weight:
.03 kgs (.066 lbs)

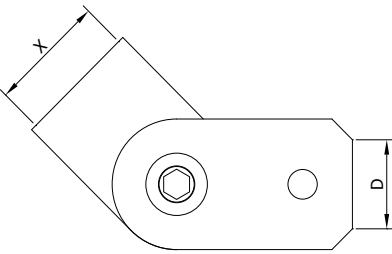

± 90° adjustable




COD.	X	D
AX10.010.209.A.SP	22 mm	12 mm

Inline holder for flat mount


Weight:
.126 kgs (.277 lbs)

± 90° adjustable



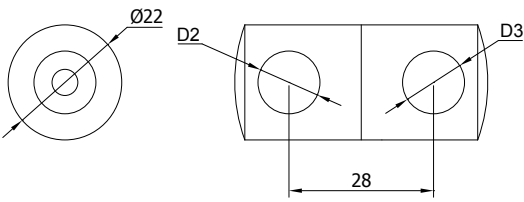


1 per location



COD.	D2	D3
AX10.010.208.A.SP	12 mm	12 mm

Cross holder

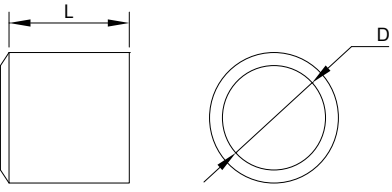



Weight:
.098 kgs (.216 lbs)

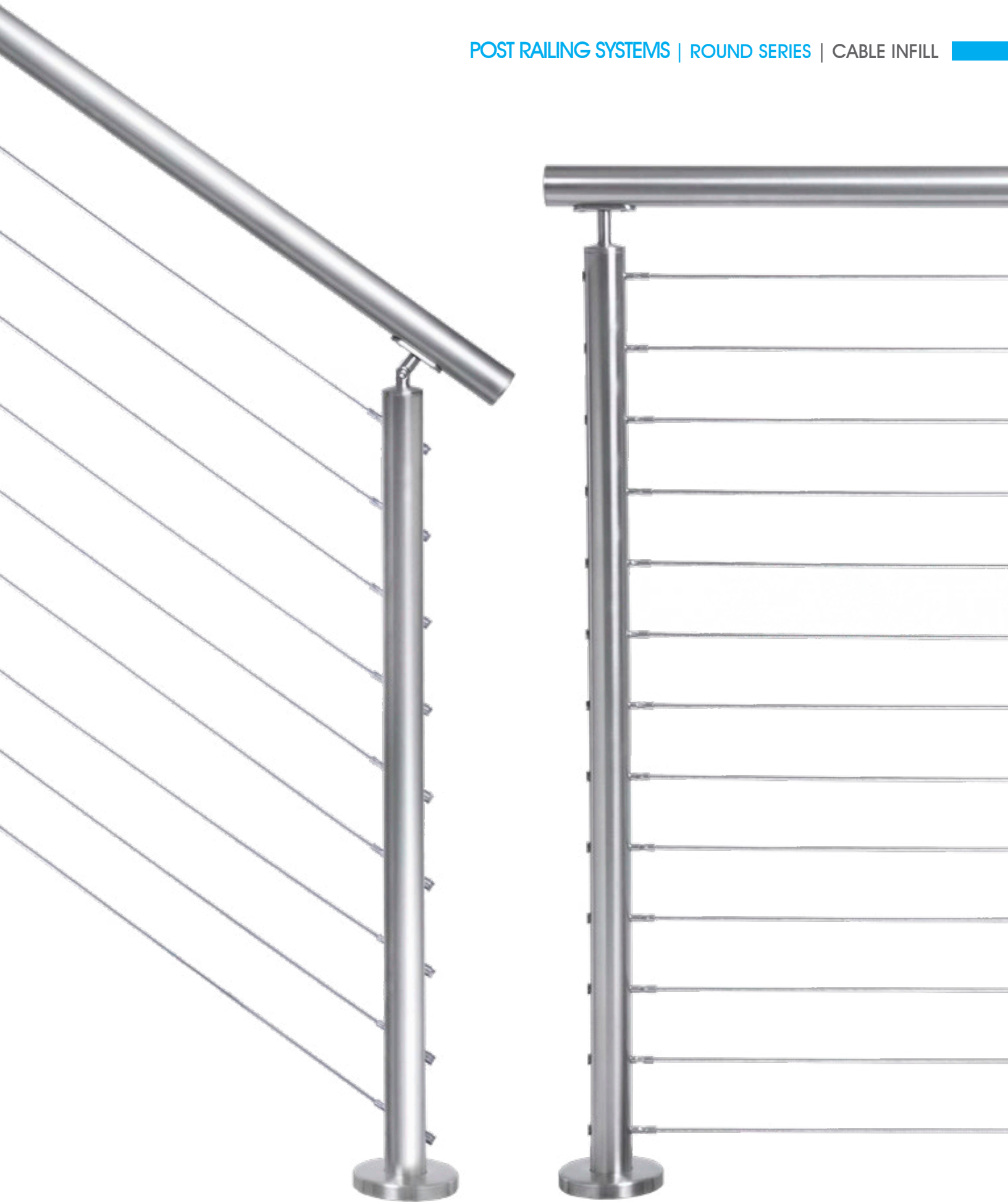
COD.	D	L
AX10.010.081.A.SP	12 mm	15 mm


End cap

Weight:
.011 kgs (.024 lbs)








Through-post configuration

Pre-assembled kit includes fittings and factory swaged cable in lengths 5'-25'

Outside to outside
Level/balcony or angle/stair
Steel or wood posts

Drill Kit AX00.070.630
AX00.070.635 Page 70



Included in kit



ASTM A316

MINIMUM BREAKING STRENGTH - Cable Diameter 1/8" = 1,780 lbs.
1X19 STRAND TYPE 316 STAINLESS STEEL CABLE

1 x 19 Cable - 1/8" Diameter

Cable Cutter



Page 71

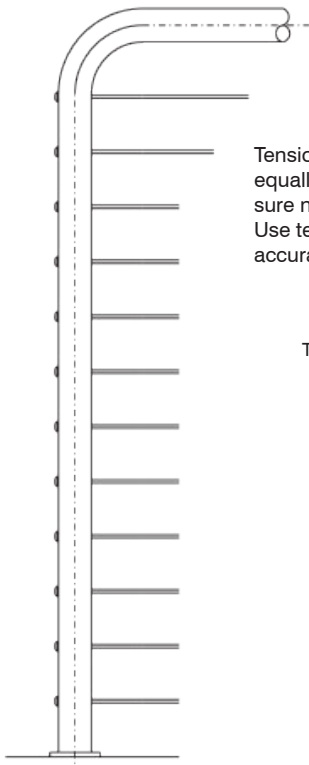
Cable cut-off wheel



Page 71

Used to cut cable flush with the end of Pull-Lock fittings, and to cut excess threads of stud. Includes mandrel and two cut-off wheels.

12
10
8
6
4
2
1
3
5
7
9
11



Recommended Tensioning Sequence

Tension each row of cable equally to 225 lbs making sure not to over tighten. Use tension gauge to accurately measure tension.



Page 71

EASY AS 1-2-3

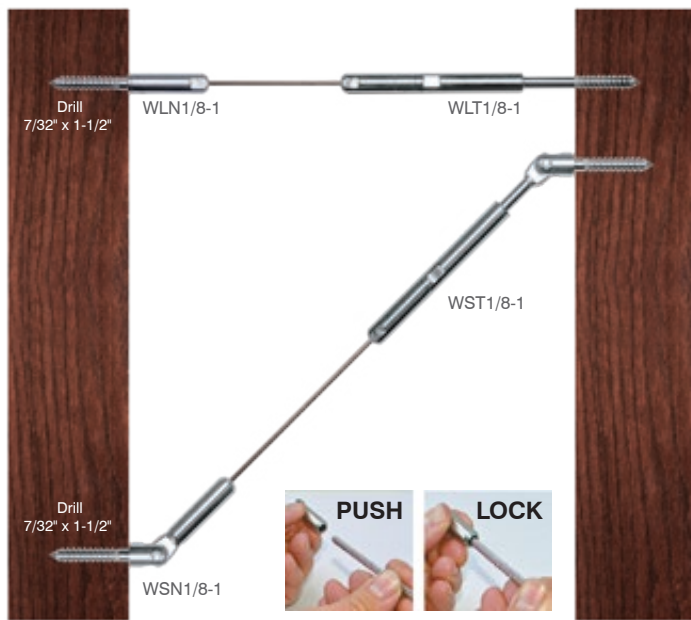
1. What posts are you using? Wood or metal?
2. Measure your level and stair runs, calculate number of level and stair fittings.
3. Add up tensioners and non-tensioners, then calculate total cable footage (plus 5%).

Push-Lock[®] Fittings

Push-Lock fittings do not require any special tools for installation. Simply push the cable into the fitting and it locks.



Non-Tensioner



Surface-mount configuration

Tensioner

For use with 1/8" cable

COD.	Description	Wt.
WLN1/8-1	Wood Level Non Tensioner	.04 kgs (.092 lbs)
WLN1/8-10	Wood Level Non Tensioner(10 pack)	.31 kgs (.693 lbs)
WLT1/8-1	Wood Level Tensioner	.07 kgs (.173 lbs)
WLT1/8-10	Wood Level Tensioner(10 pack)	.68 kgs (1.51lbs)
WSN1/8-1	Wood Stair Non Tensioner	.06 kgs (.135 lbs)
WSN1/8-10	Wood Stair Non Tensioner(10 pack)	.5 kgs (1.12 lbs)
WST1/8-1	Wood Stair Tensioner	.09 kgs (.217 lbs)
WST1/8-10	Wood Stair Tensioner(10 pack)	.88 kgs (1.94 lbs)

Inside to inside
Level/balcony or angle/stair
Wood posts

Drill Kit **AX00.070.625**
Page 70

Cable Cutter




Page 71

Driver



Page 71

Non-Tensioner



Surface-mount configuration

Tensioner

For use with 1/8" cable

COD.	Description	Wt.
MLN1/8-1	Metal Level Non Tensioner	.04 kgs (.087 lbs)
MLN1/8-10	Metal Level Non Tensioner(10 pack)	.29 kgs (.638lbs)
MLT1/8-1	Metal Level Tensioner	.07 kgs (.158 lbs)
MLT1/8-10	Metal Level Tensioner(10 pack)	.61 kgs (1.349 lbs)
MSN1/8-1	Metal Stair Non Tensioner	.05 kgs (.118 lbs)
MSN1/8-10	Metal Stair Non Tensioner(10 pack)	.6 kgs (1.349 lbs)
MST1/8-1	Metal Stair Tensioner	.09 kgs (.202 lbs)
MST1/8-10	Metal Stair Tensioner(10 pack)	.81 kgs (1.793 lbs)

Inside to inside
Level/balcony or angle/stair
Metal posts

Drill Kit **AX00.070.650**
AX00.070.645 Page 70

Cable Cutter



Page 71



AISI 316

COD.	Description	Wt.
UTCABLE100-4	100' coil - 1/8" 1X19 type 316 S/S cable	2.07 kgs (4.56 lbs)
UTCABLE500-4	500' spool - 1/8" 1X19 type 316 S/S cable	10.02 kgs (22.1 lbs)

1x19 Cable(1/8" 316)

MINIMUM BREAKING STRENGTH - Cable Diameter 1/8" = 1,780 lbs.
1X19 STRAND TYPE 316 STAINLESS STEEL CABLE

Tensioner

Tensioner

Through-post configuration

For use with 4mm cable

COD.	G	mm	L1	L2	L3	D	A	kg/100
AX00.050.221SX.B.SP	M6	4.0	88.0	30.0	50.0	7.0	4.5	1.2
Left handed cable terminal stud (SX)								
AX00.050.220DX.B.SP	M6	4.0	88.0	30.0	50.0	7.0	4.5	1.2
Right handed cable terminal stud (DX)								

Weight:

.016 kgs (.035 lbs)

Left

AISI 316

Right

Hydraulic crimper

Page 72

Cable Cutter

Page 71

Drill Kit AX00.070.610

Page 70

COD.	NV	G	kg/100
AX00.050.233SX.B.SP	12	M6	0.9 LEFT
AX00.050.232DX.B.SP	12	M6	0.9 RIGHT

Threaded allen head cap tensioners

Weight:
 .006 kgs (.013 lbs)

Drill Kit AX00.070.610
 Page 70

Left

Right

AISI 316


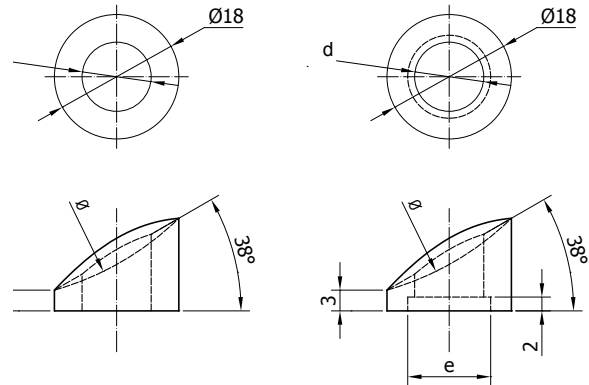
For use with 4mm cable



COD.	d	Ø	e
AX10.060.245.B.SP	12 mm	42.4 mm	14 mm FLAT

Sloping washer for round posts


Weight:
.006 kgs (.013 lbs)



COD.	G	L1	D1	kg/100
AX00.050.235.B.SP	M6	65.0	10.0	1.7

Middle-tensioning body

Weight:
.025 kgs (.055 lbs)



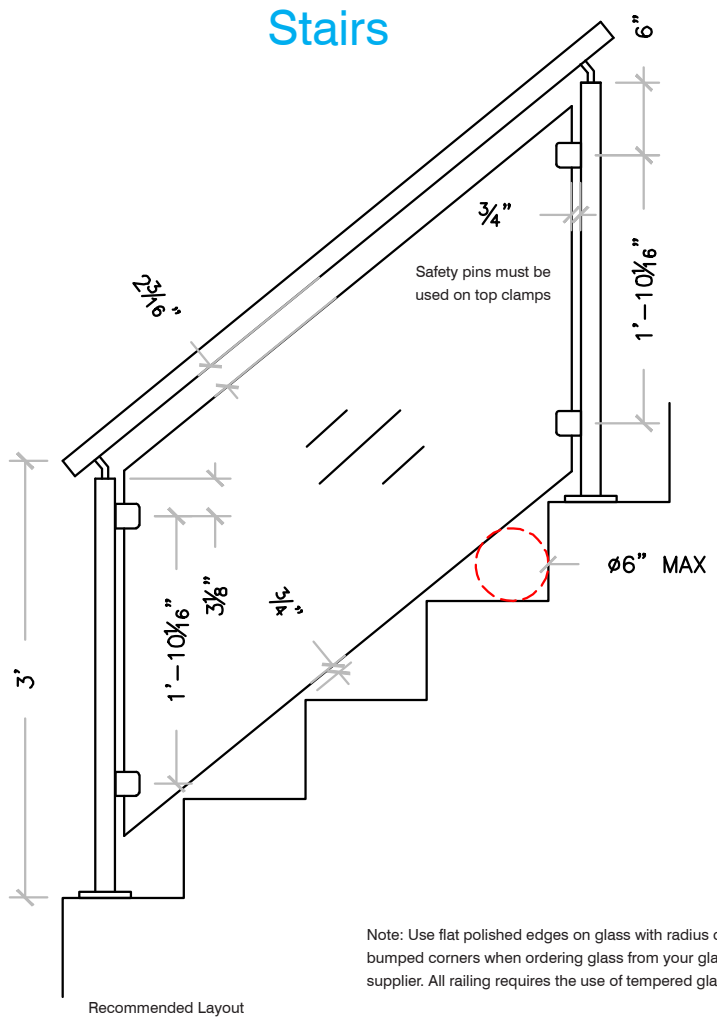
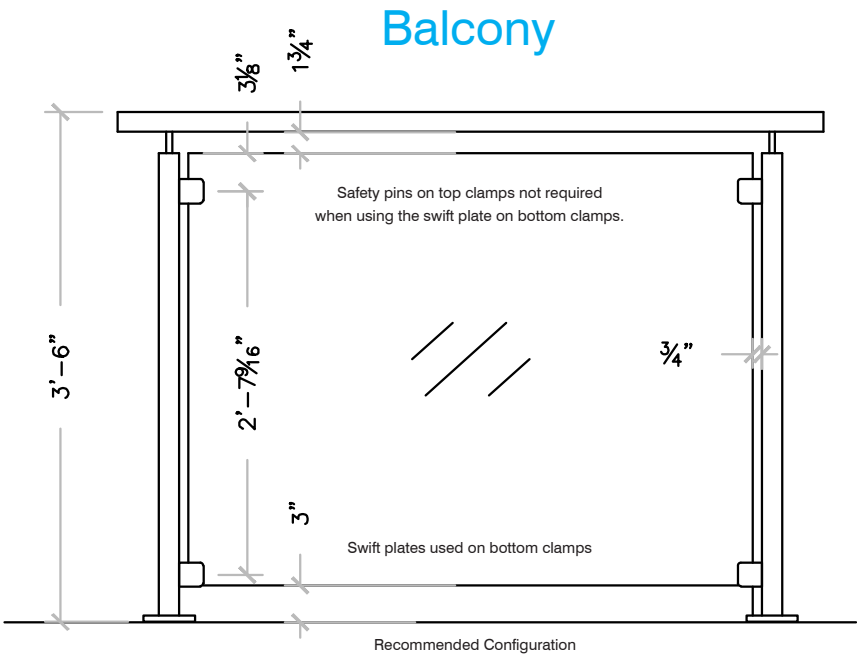


COD.	Description
AX00.040.215.B.M	328' Spool - 4 mm 1X19 type 316 S/S cable

1x19 Cable - Bulk(4MM 316)

Weight:
8.5 kgs (18.73 lbs)







Note: Use flat polished edges on glass with radius or bumped corners when ordering glass from your glass supplier. All railing requires the use of tempered glass.

COD.	Ø	L
------	---	---

AX10.014.180.A.SP 42.4 mm 10 - 12.76 mm

Glass clamps for round posts

Weight:

.303 kgs (.667 lbs)

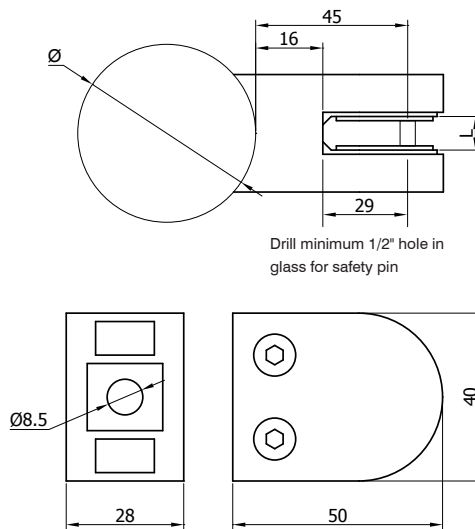
Rubber inserts not included
Available for 3/8" & 1/2" monolithic glass



Quick# 255X
Page 68

1 per location

Note: All glass on stairways and balconies are considered a hazardous location and requires the use of tempered glass.



Swift plate and safety pin included

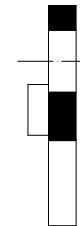
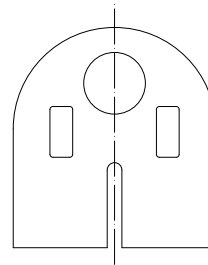
Note: Safety pin or swift plate can be used to support glass.

COD.	T
AX10.015.182R	10 mm for 3/8" glass
AX10.015.183R	12 mm for 1/2" glass

Glass clamp inserts

Weight:

.009 kgs (.02 lbs)



sold in pairs



COD.	Size	ØD
AX00.090.266.A.SP	M5	6.9 mm
AX00.090.267.A.SP	M6	8.9 mm
AX00.090.269.A.SP	M8	10.9 mm

Pop rivets - threaded inserts

Weight:

.0018 kgs (.004 lbs)

.0027 kgs (.006 lbs)

.0045 kgs (.01 lbs)

Provides stronger connection for all system screws:
handrail, bar holders and glass clamps
No tapping Required



Quick# 250X, 255X,
260X Page 68

Sold individually

Pop rivet tool





Page 72


COD.	Ø	ØBase	Height
AX10.001.001.A.SP	42.4 mm	101 mm	1000 mm (39-3/8")

Round post - floor mounted

Weight:
2.34 kgs (5.15 lbs)

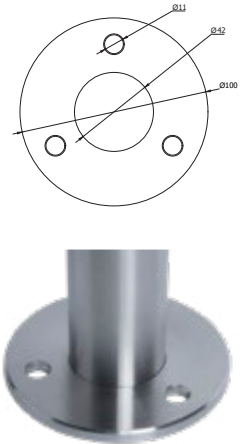
 Clear Silicone

 Flange cover included

 Quick# 800X, 805X
Page 68

3 per location

See recommended tools section
for information on cutting stainless steel.
www.axiarailing.com/recommended-tools




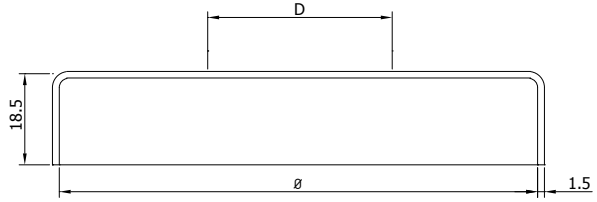
1000 mm (39-3/8")

COD.	Ø	D
AX10.008.142.A.SP	105 mm	42.75 mm

Replacement Flange cover - floor mounted

Weight:
.086 kgs (.189 lbs)

 Clear Silicone



18.5

D


Ø


1.5


COD.	Ø
AX10.001.003.D.M	42.4 mm

Core mount

Weight:
.849 kgs (1.87 lbs)

 Anaerobic Adhesive

 Epoxy



AX10.004.063.3000.A.SP (Rd. Tubing)
AX10.004.063.5800.A.SP (Rd. Tubing)
AX20.004.070.3000.A.SP (Sq. Tubing)
AX20.004.070.5800.A.SP (Sq. Tubing)

Cut tubing to length
at wall angle


Glue tubing to core
mount stem using
anaerobic adhesive
AX00.100.525
Page 69

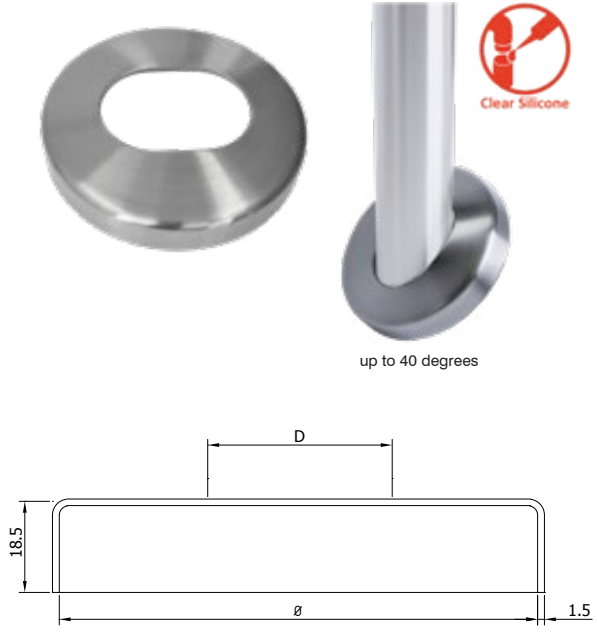
Epoxy core mount stem to
structure/blocking
EPC-410 Epoxy
Page 69

COD.	Ø	D
AX10.008.143.A.SP	105 mm	42.75 x 60 mm

**Angled flange cover
- core mount**

Weight:
.117 kgs (.257 lbs)

 Clear Silicone



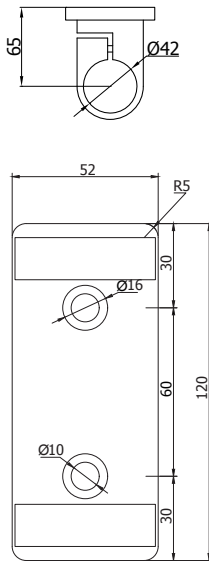
up to 40 degrees

18.5

D

Ø

1.5



COD.	Ø
AX10.001.002.A.SP	42.4 mm

Wall mount

Weight:
.394 kgs (.869 lbs)


 **Quick#900X, 905X**
Page 68
2 per location

Note: Use round tube handrail for posts(Page 22)

AX10.004.063.3000.A.SP
AX10.004.065.5800.A.SP



AX10.007.120.A.SP



AX10.007.121.A.SP



Note: End caps should be used on the bottom of the posts.



See page 22



COD.	Ø	D
AX10.005.020.A.SP	42.4 x 2 mm	42.4 mm

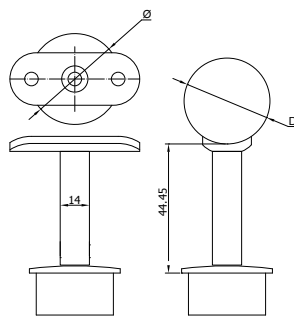

Post handrail support

Weight:
.174 kgs (.383 lbs)



Quick# 250X, 540X
Page 68

Option: Use M5 pop rivets to attach handrail AX00.090.266.A.SP

2 per location

Round saddle included
Flat saddles available (Page 41)

COD.	Ø	D
AX10.005.021.A.SP	42.4 x 2 mm	42.4 mm

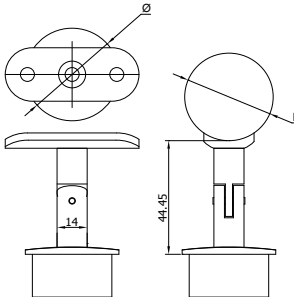

Post handrail support - adjustable

Weight:
.164 kgs (.361 lbs)

Quick# 250X, 540X
Page 68



Option: Use M5 pop rivets to attach handrail AX00.090.266.A.SP

2 per location

20° - 90° adjustable

Round saddle included
Flat saddles available (Page 41)

COD.	Ø	D
AX10.005.026.A.SP	42.4 x 2 mm	42.4 mm

Rail support - beveled/coped


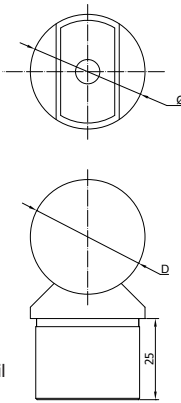




Weight:
.118 kgs (.26 lbs)

Quick# 260X
Page 68

Option: Use M6 pop rivets to attach handrail AX00.090.267.A.SP

For use on level balconies only

1 per location

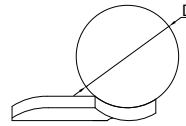

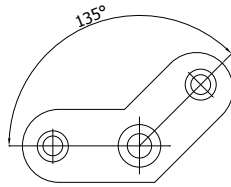
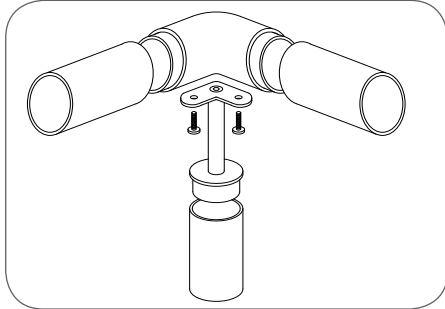







COD. D

AX10.005.022.A.SP 42.4 mm

45 degree saddle

Weight:
.047 kgs (.103 lbs)



Quick# 250X, 540X
Page 68

2 per location

COD. D

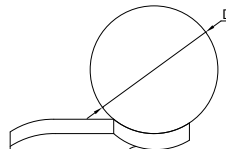

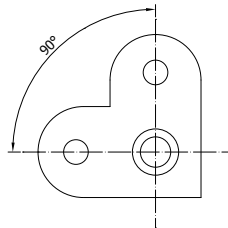
AX10.005.023.A.SP 42.4 mm

90 degree saddle

Weight:
.036 kgs (.079 lbs)

Quick# 250X, 540X
Page 68

2 per location



COD. D

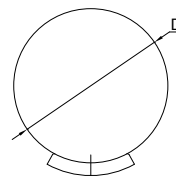
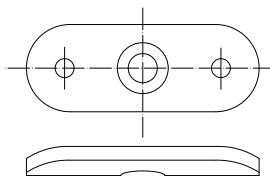
AX10.005.024.A.SP 42.4 mm


Saddle - 180 degree - round

Weight:
.037 kgs (.081 lbs)

Quick# 250X, 540X
Page 68

2 per location

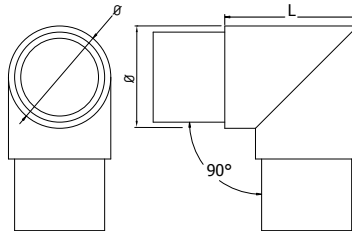




COD.	Ø	L
AX10.004.063.3000.A.SP	42.4 x 2 mm	3000 mm (9'-10")
AX10.004.065.5800.A.SP	42.4 x 2 mm	5800 mm (19')

Round tube handrail/post

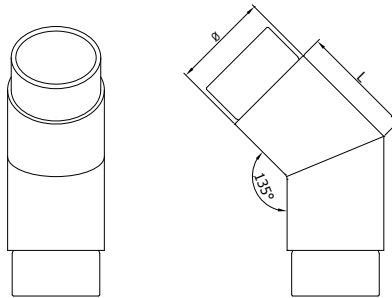
Weight:
6.2 kgs (13.64 lbs)
11.9 kgs (26.18 lbs)



COD.	Ø	L
AX10.008.100.A.SP	42.4 x 2 mm	50 mm

90 degree elbow

Weight:
.266 kgs (.585 lbs)



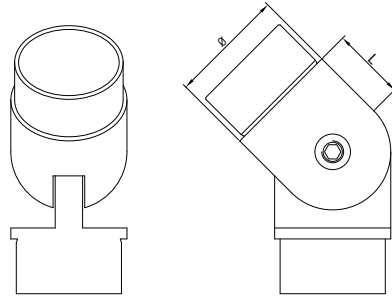
COD.	Ø	L
AX10.008.101.A.SP	42.4 x 2 mm	50 mm

45 degree elbow

Weight:
.316 kgs (.695 lbs)



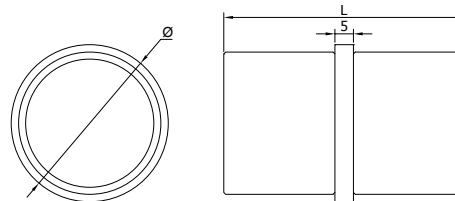
± 90° adjustable



COD.	Ø	L
AX10.008.102.A.SP	42.4 x 2 mm	50 mm

Adjustable ± 90 degree elbow

Weight:
.379 kgs (.834 lbs)



COD.	Ø	L
AX10.008.103.A.SP	42.4 x 2 mm	50 mm

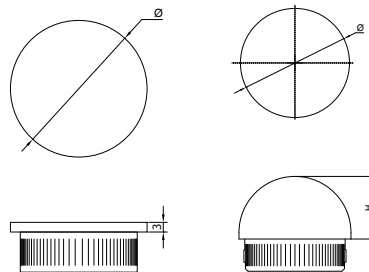
Connector

Weight:
.121 kgs (.166 lbs)

COD.	Ø
AX10.007.120.A.SP	42.4 x 2 mm

Flat end cap

Weight:
.057 kgs (.125 lbs)



COD.	Ø	H
AX10.007.121.A.SP	42.4 x 2 mm	21 mm

Round end cap


Weight:
.072 kgs (.158 lbs)




COD.	Ø	D
AX10.008.140.A.SP	80 mm	42.4 mm

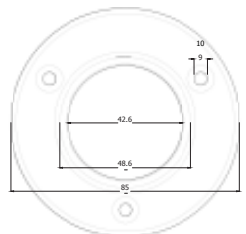
Wall mount flange


Weight:
.202 kgs (.444 lbs)





Flange cover included






Quick# 820X
Page 68


3 per location

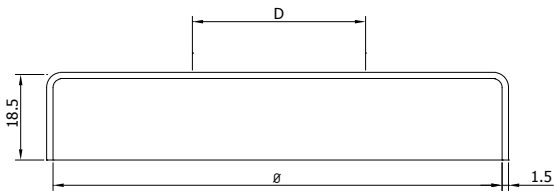
COD.	Ø	D
AX10.008.139.A.SP	89.7 mm	50 mm

Replacement Flange cover

Weight:
.099 kgs (.219 lbs)









COD.	Ø	D
AX10.008.141.A.SP	42.4 x 2 mm	

Adjustable wall mount flange

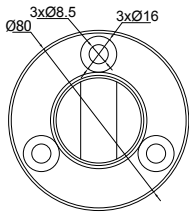
Weight:
.1 kgs (.22 lbs)






± 90° adjustable

Flange cover included






Quick# 830X
Page 68


3 per location

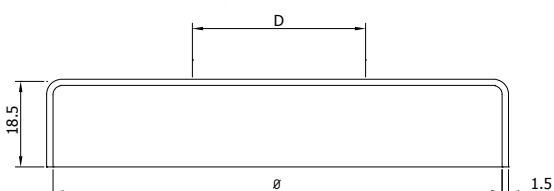
COD.	Ø	D
AX10.008.144.A.SP	84.6 mm	42.9 mm

Replacement Flange cover

Weight:
.054 kgs (.119 lbs)









COD.	Ø	L
AX10.033.104.A.SP	42.4 x 2 mm	54 mm

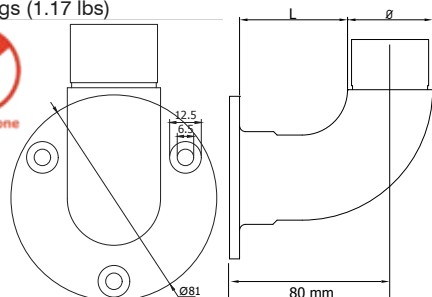
Wall rail return flange


Weight:
.533 kgs (1.17 lbs)





Flange cover included






Quick# 830X
Page 68


3 per location

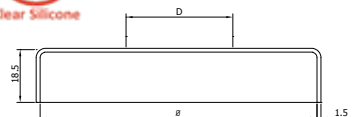
COD.	Ø	D
AX10.033.105.A.SP	86 mm	46.5 mm


Replacement Flange cover

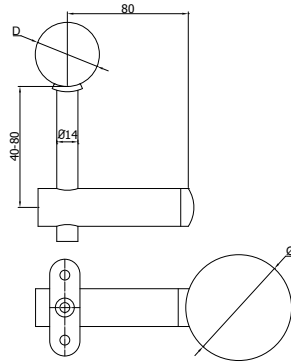
Weight:
.097 kgs (.213 lbs)











COD.	Ø	Ød
AX10.033.025.A.SP	42.4 mm	42.4 mm

Post handrail support

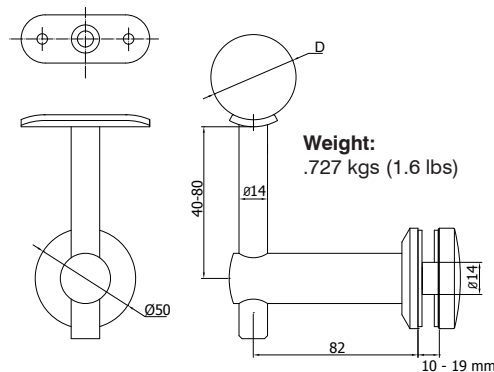




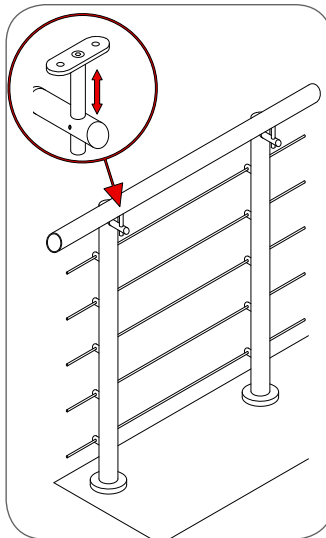
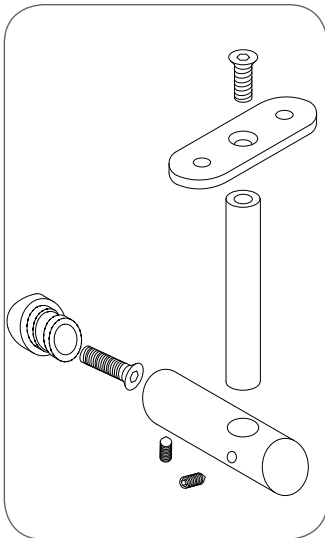
Flat saddle sold separately for flat rail options

Weight:

.457 kgs (1.01 lbs)



Quick# 250X - 2 per location
Quick# 540X - 2 per location
Quick# 260X - 1 per location
Page 68



Weight:

.727 kgs (1.6 lbs)

COD.	Ød
AX10.033.024.A.SP	42.4 mm

Glass handrail support

Flat saddle sold separately for flat rail options



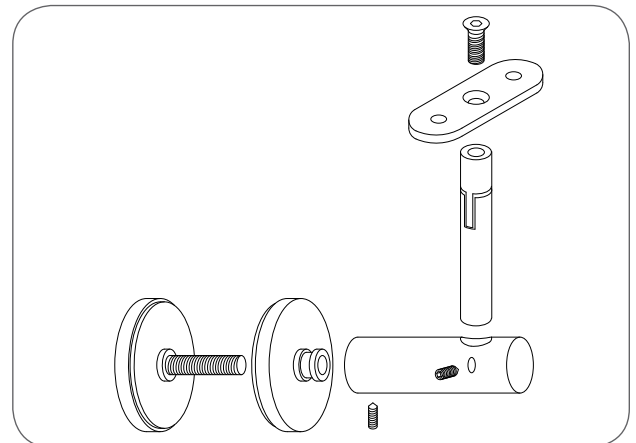
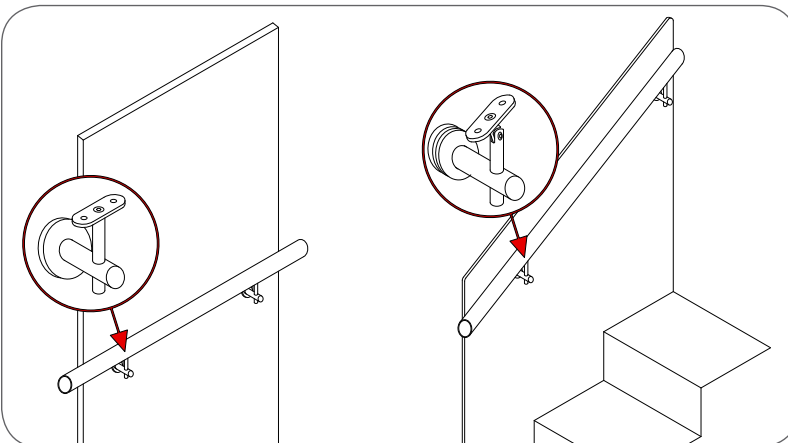
Quick# 250X, 540X
Page 68

2 per location

AX30.070.530

Page 72

For use on 12mm(1/2") tempered glass







COD.	Ø	L
AX20.009.090.A.SP	15 x 5 mm	5800 mm (19')

Flat bar infill

Weight:
3.02 kgs (6.64 lbs)




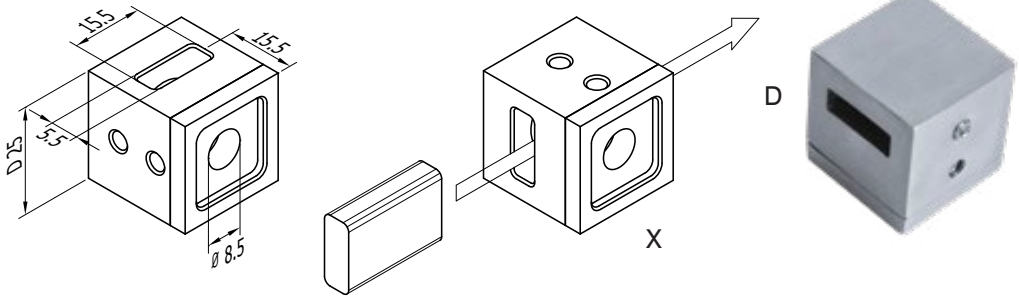
For information on cutting stainless steel
houseofforgings.net/axia-install-guides


COD.	X	D
AX20.010.093.A.SP	flat	15 x 5 mm

Bar holder

Weight:
.095 kgs (.209 lbs)

 1 per location

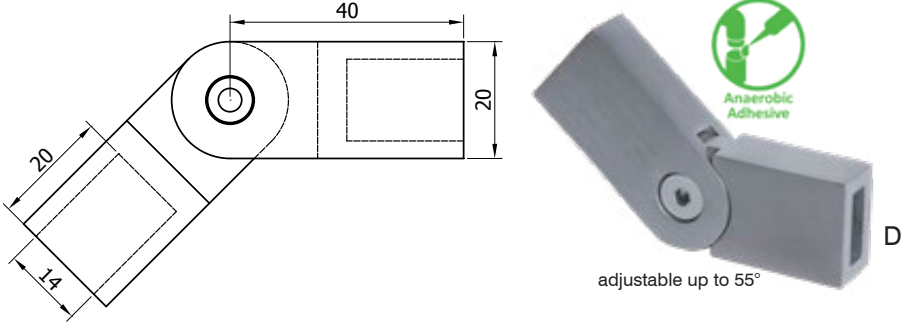



 Threadlock

COD.	D
AX20.010.091.A.SP	15 x 5 mm

Adjustable connector

Weight:
.134 kgs (.294 lbs)



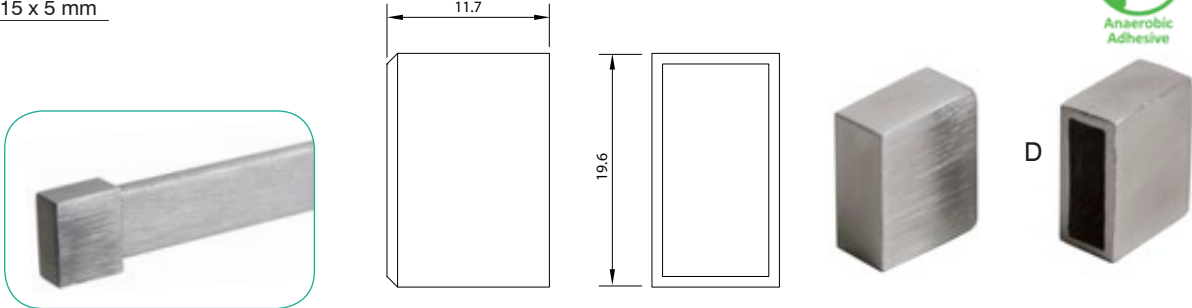
 Anaerobic Adhesive


adjustable up to 55°

COD.	D
AX20.010.092.A.SP	15 x 5 mm

End cap

Weight:
.014 kgs (.031 lbs)




 Anaerobic Adhesive

COD.	Ø	L
AX10.009.83000.A.SP	12.0 x 1.5 mm	3000 mm (9'-10")
AX10.009.85800.A.SP	12.0 x 1.5 mm	5800 mm (19')

Round tube infill

Weight:
 1.1 kgs (2.42 lbs)
 2.11 kgs (4.64 lbs)




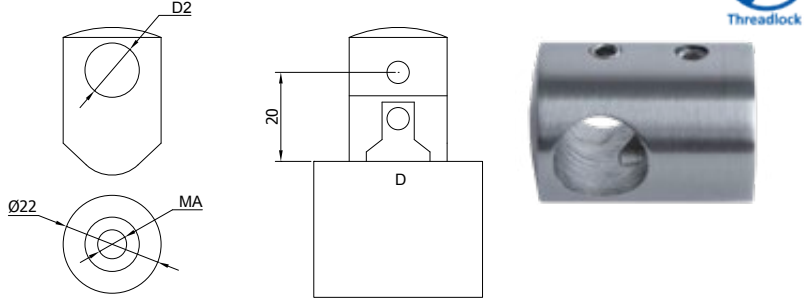
See recommended tools section for information on cutting stainless steel.
www.axiarailing.com/recommended-tools

COD.	D	D2	MA
AX10.010.205.A.SP	flat	12 mm	6.5 mm

Round tube holder - flat

Weight:
 .053 kgs (.117 lbs)



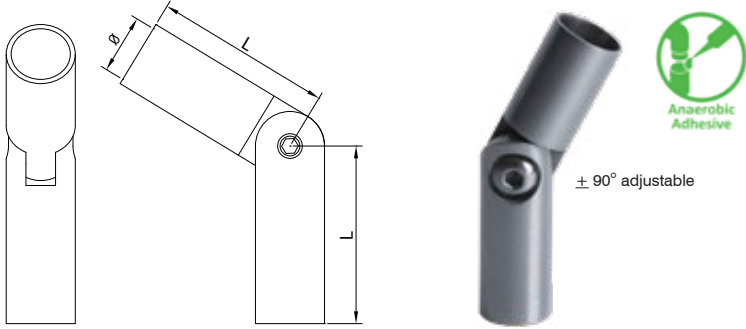


Threadlock

COD.	Ø	L
AX10.010.082.A.SP	hole 12 mm	30 mm

Adjustable round tube connector

Weight:
 .03 kgs (.066 lbs)

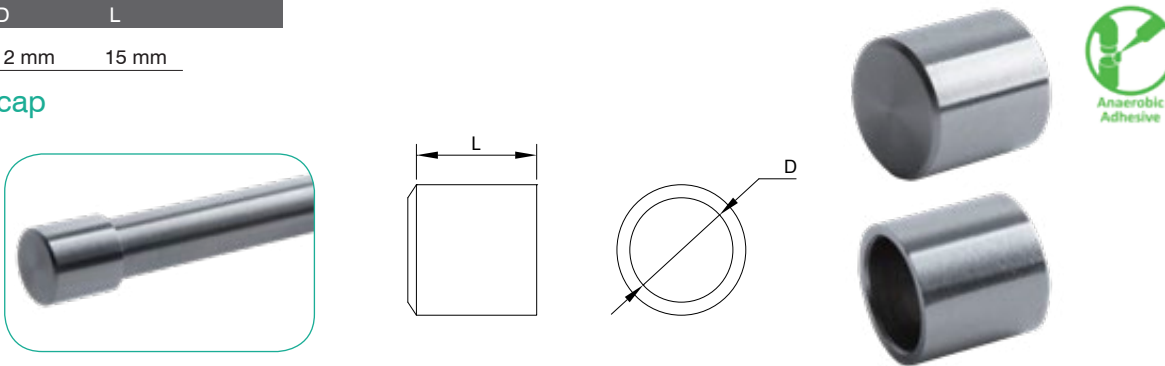


Anaerobic Adhesive
 ± 90° adjustable

COD.	D	L
AX10.010.081.A.SP	12 mm	15 mm


Round tube end cap


Weight:
 .011 kgs (.025 lbs)



Anaerobic Adhesive








Through-post configuration

Pre-assembled kit includes fittings and factory swaged cable in lengths 5'-25'

COD.	L	Wt.
HFC18.102-5	5'	.15 kgs (.331 lbs)
HFC18.102-10	10'	.227 kgs (.5 lbs)
HFC18.102-15	15'	.303 kgs (.669 lbs)
HFC18.102-20	20'	.383 kgs (.844 lbs)

Outside to outside
Level/balcony or angle/stair
Steel or wood posts

Drill Kit **AX00.070.630**
AX00.070.635 Page 70



Included in kit



316

MINIMUM BREAKING STRENGTH - Cable Diameter 1/8" = 1,780 lbs.
1X19 STRAND TYPE 316 STAINLESS STEEL CABLE



1 x 19 Cable - 1/8" Diameter

Cable Cutter



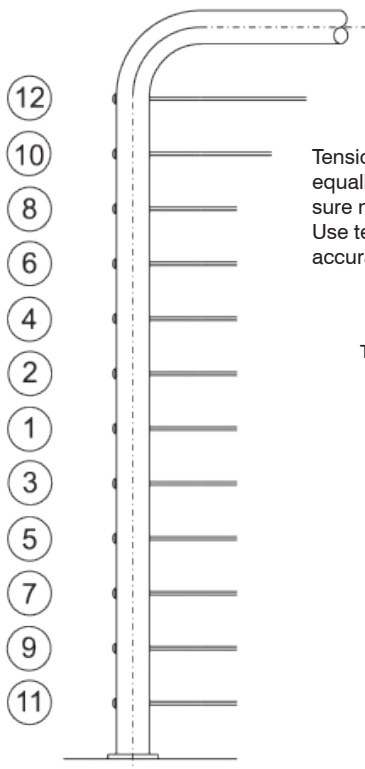
Page 71

Cable cut-off wheel



Page 71

Used to cut cable flush with the end of Pull-Lock fittings, and to cut excess threads of stud. Includes mandrel and two cut-off wheels.



Tension each row of cable equally to 225 lbs making sure not to over tighten. Use tension gauge to accurately measure tension.



Page 71

Recommended Tensioning Sequence

EASY AS 1-2-3

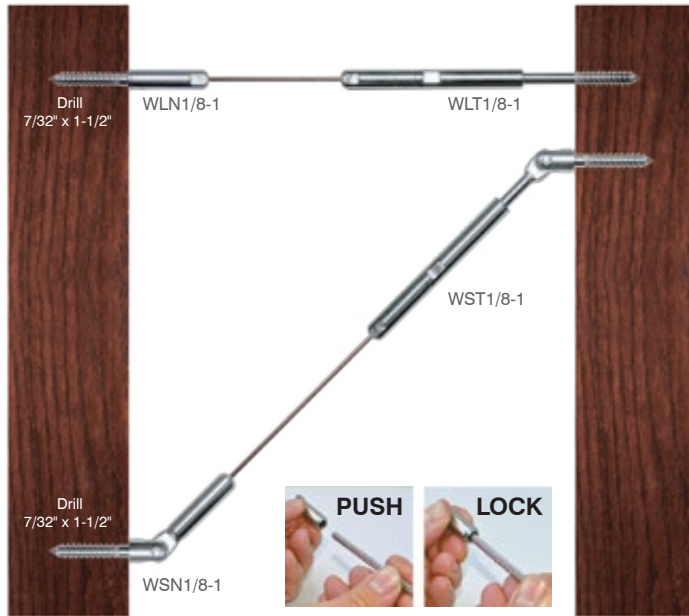
- 1. What posts are you using? Wood or metal?**
- 2. Measure your level and stair runs, calculate number of level and stair fittings.**
- 3. Add up tensioners and non-tensioners, then calculate total cable footage (plus 5%).**

Push-Lock® Fittings

Push-Lock fittings do not require any special tools for installation. Simply push the cable into the fitting and it locks.



Non-Tensioner



Surface-mount configuration



For use with 1/8" cable

COD.	Description	Wt.
WLN1/8-1	Wood Level Non Tensioner	.04 kgs (.092 lbs)
WLN1/8-10	Wood Level Non Tensioner(10 pack)	.31 kgs (.693 lbs)
WLT1/8-1	Wood Level Tensioner	.07 kgs (.173 lbs)
WLT1/8-10	Wood Level Tensioner(10 pack)	.68 kgs (1.5lbs)
WSN1/8-1	Wood Stair Non Tensioner	.06 kgs (.135 lbs)
WSN1/8-10	Wood Stair Non Tensioner(10 pack)	.5 kgs (1.12 lbs)
WST1/8-1	Wood Stair Tensioner	.09 kgs (.217 lbs)
WST1/8-10	Wood Stair Tensioner(10 pack)	.88 kgs (1.94 lbs)

Inside to inside
Level/balcony or angle/stair
Wood posts

Drill Kit **AX00.070.625**
Page 70

Cable Cutter



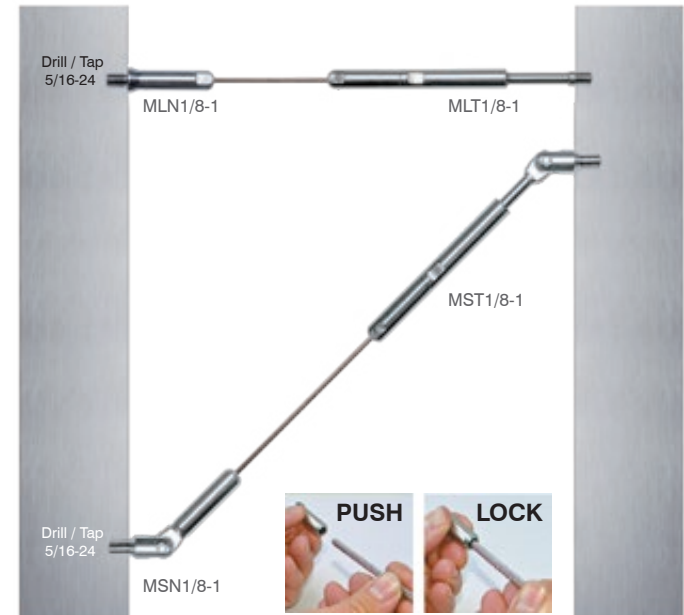
Page 71

Driver



Page 71

Non-Tensioner



Surface-mount configuration



For use with 1/8" cable

COD.	Description	Wt.
MLN1/8-1	Metal Level Non Tensioner	.04 kgs (.087 lbs)
MLN1/8-10	Metal Level Non Tensioner(10 pack)	.29 kgs (.638lbs)
MLT1/8-1	Metal Level Tensioner	.07 kgs (.158 lbs)
MLT1/8-10	Metal Level Tensioner(10 pack)	.61 kgs (1.349 lbs)
MSN1/8-1	Metal Stair Non Tensioner	.05 kgs (.118 lbs)
MSN1/8-10	Metal Stair Non Tensioner(10 pack)	.6 kgs (1.349 lbs)
MST1/8-1	Metal Stair Tensioner	.09 kgs (.202 lbs)
MST1/8-10	Metal Stair Tensioner(10 pack)	.81 kgs (1.793 lbs)

Inside to inside
Level/balcony or angle/stair
Metal posts

Drill Kit **AX00.070.650**
AX00.070.645 Page 70

Cable Cutter



Page 71




AISI 316


COD.	Description	Wt.
UTCABLE100-4	100' coil - 1/8" 1X19 type 316 S/S cable	2.07 kgs (4.56 lbs)
UTCABLE500-4	500' spool - 1/8" 1X19 type 316 S/S cable	10.02 kgs (22.1 lbs)

1x19 Cable(1/8" 316)

**MINIMUM BREAKING STRENGTH - Cable Diameter 1/8" = 1,780 lbs.
1X19 STRAND TYPE 316 STAINLESS STEEL CABLE**



Tensioner



Tensioner

Through-post configuration

For use with 4mm cable

COD.	G	mm	L1	L2	L3	D	A	kg/100
AX00.050.221SX.B.SP	M6	4.0	88.0	30.0	50.0	7.0	4.5	1.2


Left handed cable terminal stud (SX)

COD.	G	mm	L1	L2	L3	D	A	kg/100
AX00.050.220DX.B.SP	M6	4.0	88.0	30.0	50.0	7.0	4.5	1.2

Right handed cable terminal stud (DX)


Weight:
.016 kgs (.035 lbs)

Left




AISI 316

Right




Hydraulic crimper



Page 72

Cable Cutter



Page 71

Drill Kit **AX00.070.610**
Page 70


COD.	NV	G	kg/100
AX00.050.233SX.B.SP	12	M6	0.9 LEFT
AX00.050.232DX.B.SP	12	M6	0.9 RIGHT

Threaded allen head tensioners


Weight:
.006 kgs (.013 lbs)

Drill Kit **AX00.070.610**
Page 70

Left

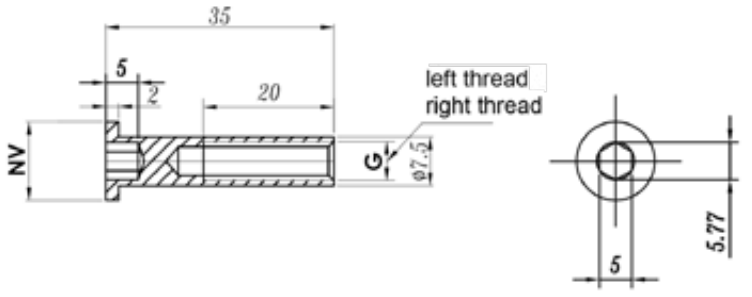


Right



AISI 316

For use with 4mm cable





Through-post configuration

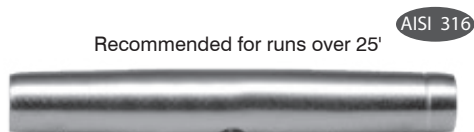
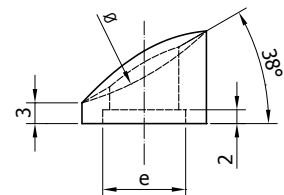
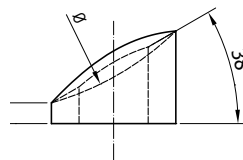
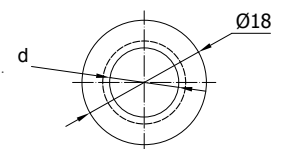
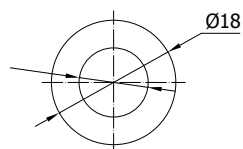


AISI 316

COD.	d	Ø	e
AX20.060.245.B.SP	12 mm	42.4 mm	14 mm FLAT

Sloping washer

Weight:
.006 kgs (.013 lbs)



Recommended for runs over 25'

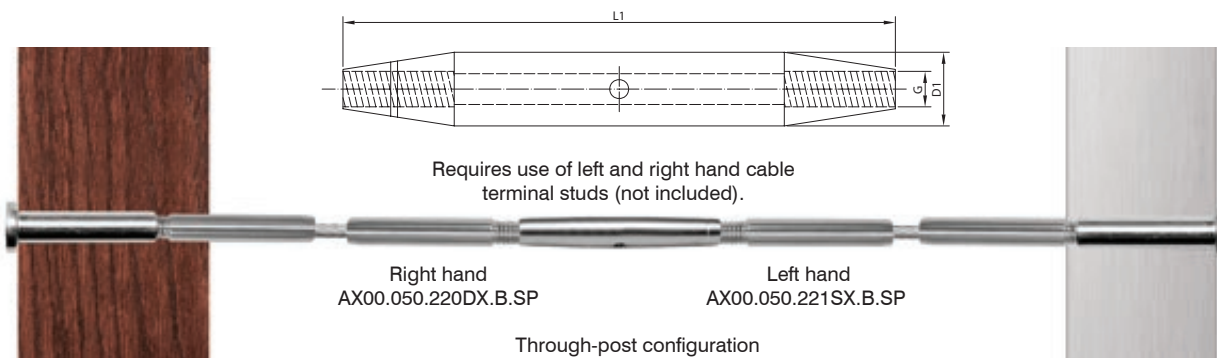
AISI 316

For use with 4mm cable

COD.	G	L1	D1	kg/100
AX00.050.235.B.SP	M6	65.0	10.0	1.7

Middle-tensioning body

Weight:
.025 kgs (.055 lbs)



Requires use of left and right hand cable terminal studs (not included).

Right hand
AX00.050.220DX.B.SP

Left hand
AX00.050.221SX.B.SP

Through-post configuration

AISI 316



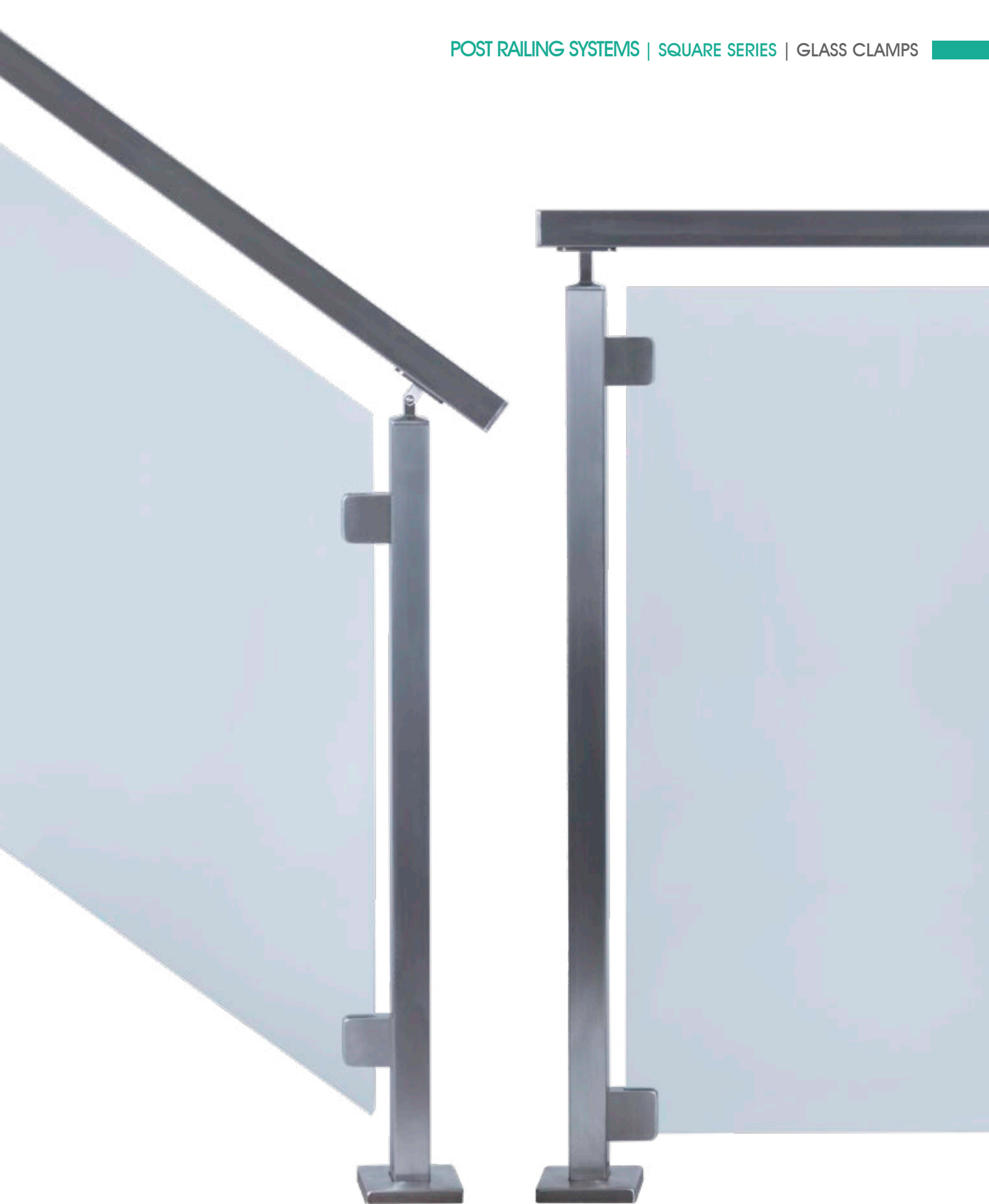
Available in 328' spool

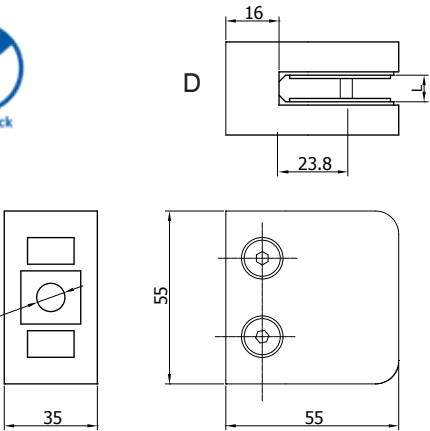


COD.	Description
AX00.040.215.B.M	328' Spool - 4 mm 1X19 type 316 S/S cable

1x19 Cable - Bulk(4MM 316)

Weight:
8.5 kgs (18.73 lbs)








COD.	D	L
AX20.014.190.A.SP	flat	10 - 12.76 mm

Glass clamps for flat posts

Weight:
.328 kgs (.727 lbs)

Rubber inserts not included
Available for 3/8" & 1/2" monolithic glass

 **Quick# 255X, 830X**
Page 68


1 per location

Swift plate and safety pin included

Note: Safety pin or swift plate can be used to support glass.

Note: All glass on stairways and balconies are considered a hazardous location and requires the use of tempered glass.

Note: Refer to page 16 for installation information





sold in pairs

COD.	T
AX20.014.191.R	10 mm for 3/8" glass
AX20.014.192.R	12 mm for 1/2" glass

Glass clamp inserts

T - indicates glass thickness

Weight:
.009 kgs (.02 lbs)




COD.	Size	ØD
AX00.090.266.A.SP	M5	6.9 mm
AX00.090.267.A.SP	M6	8.9 mm
AX00.090.269.A.SP	M8	10.9 mm

Pop rivets - threaded inserts


Weight:
.0018 kgs (.004 lbs)
.0027 kgs (.006 lbs)
.0045 kgs (.01 lbs)

Provides stronger connection for all system screws:
handrail, bar holders and glass clamps
No tapping Required


 **Quick# 250X, 255X, 260X**
Page 68


Sold individually

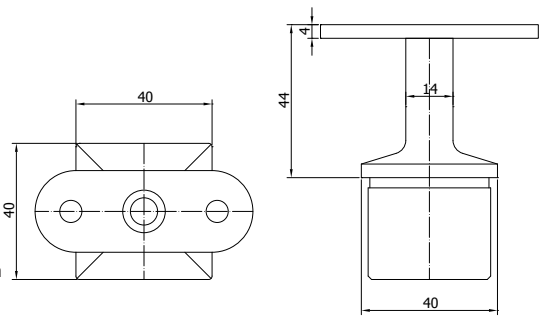
Pop rivet tool







Page 72

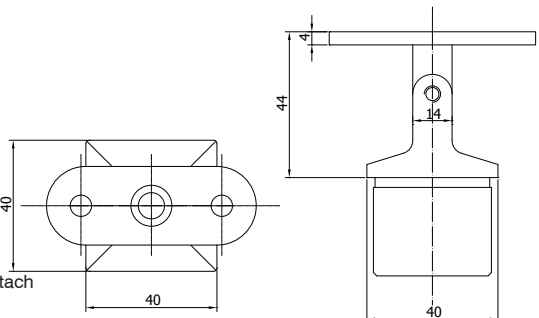





COD.	A	B
AX20.005.030.A.SP	flat	40 x 40 x 2 mm
Post handrail support		
Weight: .235 kgs (.517 lbs)		
 Option: Use M5 pop rivets to attach handrail AX00.090.266.A.SP		
2 per location		




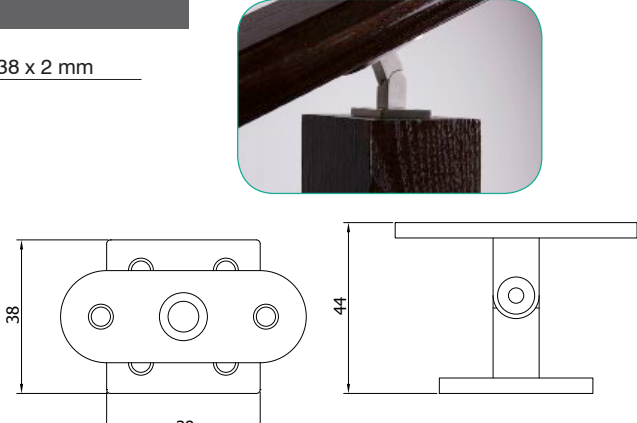






COD.	A	B
AX20.005.031.A.SP	flat	40 x 40 x 2 mm
Adjustable post handrail support		
Weight: .202 kgs (.444 lbs)		
 Option: Use M5 pop rivets to attach handrail AX00.090.266.A.SP		
2 per location		









COD.	A	B
HF17.4001	flat	38 x 38 x 2 mm
Adjustable wood post handrail support		
Weight: .181 kgs (.4 lbs)		
 Option: Use M5 pop rivets to attach handrail AX00.090.266.A.SP		
2 per location		

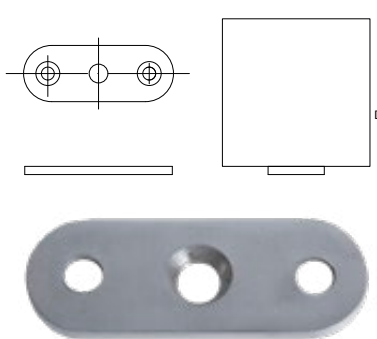


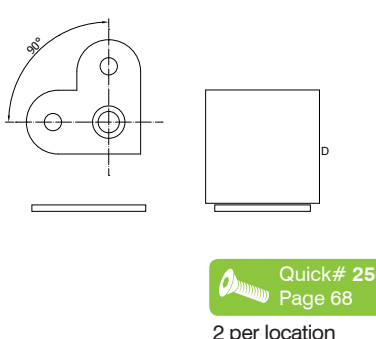




wood hardware included
no threadlock required for wood rail

COD.	D
AX10.005.025.A.SP	flat
Saddle	
Weight: .035 kgs (.077 lbs)	
 2 per location	

COD.	D
AX20.005.032.A.SP	flat
Saddle - 90 degree	
Weight: .036 kgs (.079 lbs)	
 2 per location	









COD.	Ø	L	Wt.
AX20.004.071.3000.A.SP	40 x 40 x 2 mm	3000 mm (9'-10")	7.5 kgs (16.5 lbs)
AX20.004.070.5800.A.SP	40 x 40 x 2 mm	5800 mm (19')	14.5 kgs (31.9 lbs)

Square tube handrail/post




See recommended tools section for information on cutting stainless steel.
www.axiarailing.com/recommended-tools


COD.	Ø	L	Wt.
RO-6084-20	2-5/8" x 1-5/8"	20'	13.61 kgs (30 lbs)
RO-6084-18	2-5/8" x 1-5/8"	18'	12.25 kgs (27 lbs)
RO-6084-16	2-5/8" x 1-5/8"	16'	10.89 kgs (24 lbs)
RO-6084-14	2-5/8" x 1-5/8"	14'	9.53 kgs (21 lbs)
RO-6084-12	2-5/8" x 1-5/8"	12'	8.16 kgs (18 lbs)
RO-6084-10	2-5/8" x 1-5/8"	10'	6.8 kgs (15 lbs)
RO-6084-8	2-5/8" x 1-5/8"	8'	5.44 kgs (12 lbs)
RO-6084-6	2-5/8" x 1-5/8"	6'	4.08 kgs (9 lbs)
RO-6084-4	2-5/8" x 1-5/8"	4'	2.72 kgs (6 lbs)
RO-6002-20	2-3/4" x 1-5/8"	20'	13.61 kgs (30 lbs)
RO-6002-16	2-3/4" x 1-5/8"	16'	10.89 kgs (24 lbs)
RO-6002-8	2-3/4" x 1-5/8"	8'	5.44 kgs (12 lbs)
RO-6060-16	2" x 1-1/16"	16'	3.63 kgs (8 lbs)
RO-6060-8	2" x 1-1/16"	8'	1.81 kgs (4 lbs)



6084 Red Oak



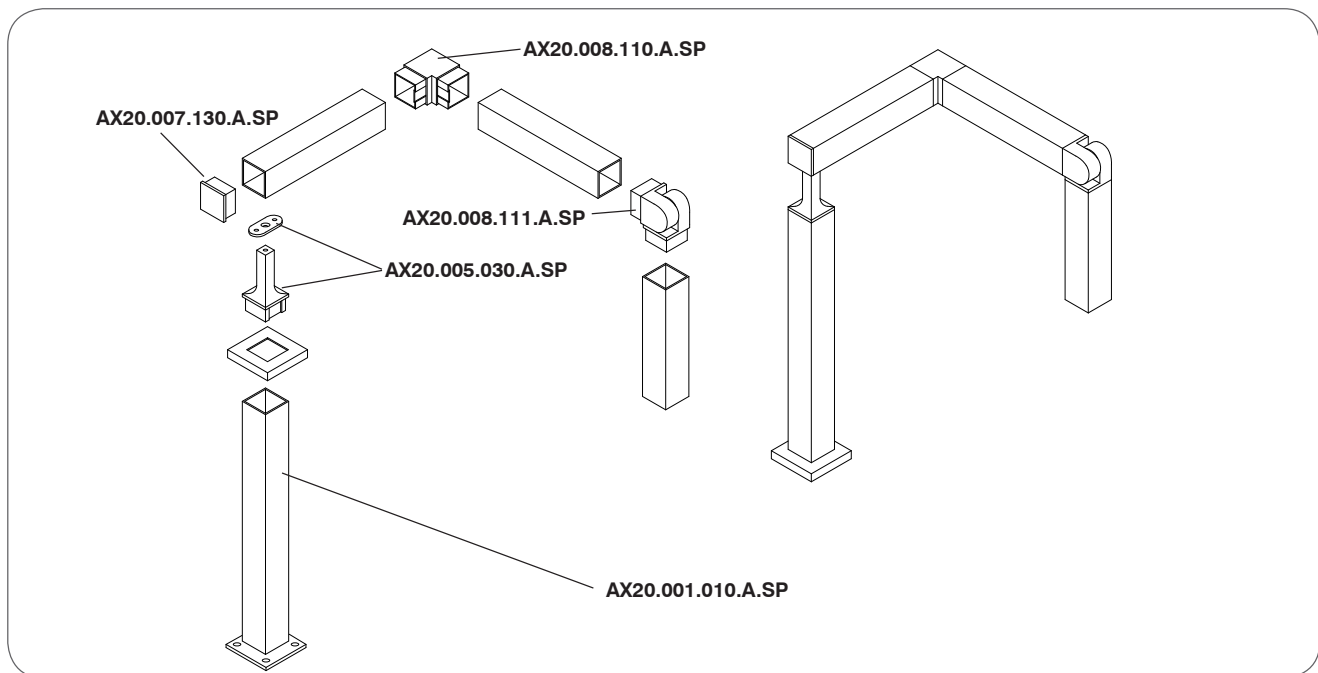
6002



6060

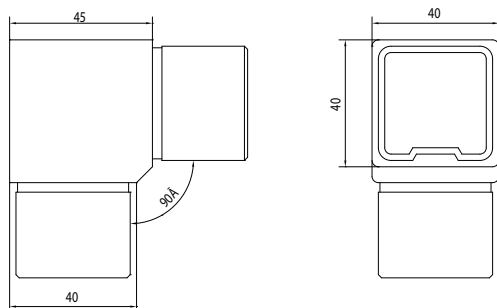
Additional species available by special order

Wood Handrail - Red Oak





Anaerobic
Adhesive



COD.

Ø

AX20.008.110.A.SP

40 x 40 x 2 mm

90 Degree elbow

Weight:

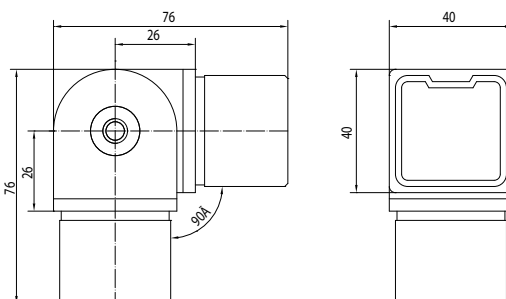
.037 kgs (.184 lbs)



Anaerobic
Adhesive



± 90° adjustable



COD.

Ø

AX20.008.111.A.SP

40 x 40 x 2 mm

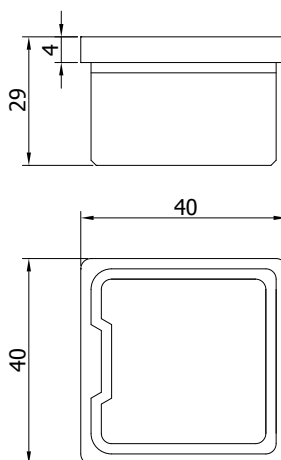

Adjustable ± 90 degree elbow

Weight:

.546 kgs (1.2 lbs)



Anaerobic
Adhesive



COD.

Ø

AX20.007.130.A.SP

40 x 40 x 2 mm

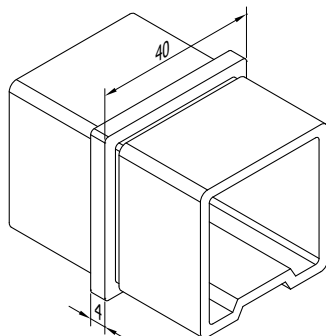

End cap

Weight:

.1 kgs (.22 lbs)



Anaerobic
Adhesive



COD.

Ø

AX20.008.112.A.SP

40 x 40 x 2 mm

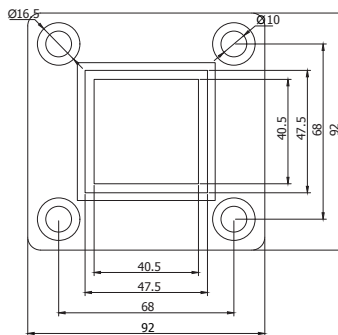
Connector

Weight:

.155 kgs (.341 lbs)



Flange cover included



COD.

Ø

AX20.008.150.A.SP

40 x 40 x 2 mm

Wall mount flange

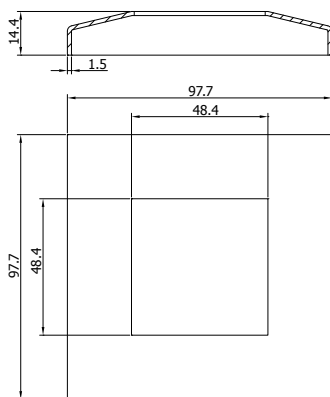

Weight:

.578 kgs (1.27 lbs)



Quick# 830X
Page 68

4 per location



COD.

Ø


AX20.008.151.A.SP

40 x 40 x 2 mm


Replacement cover for wall mount flange

Weight:

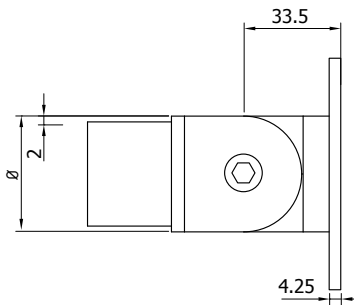
.108 kgs (.238 lbs)



± 90° adjustable



Flange cover included



COD.

Ø

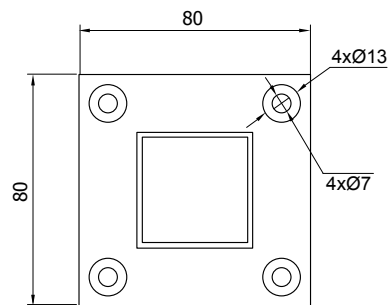
AX20.008.152.A.SP

40 x 40 x 2 mm

Adjustable wall mount flange

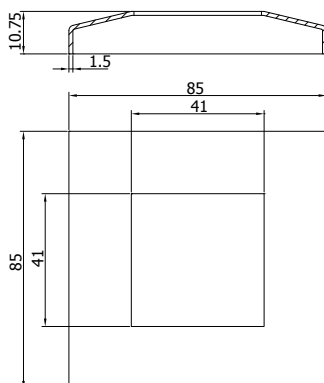

Weight:

.794 kgs (1.75 lbs)



Quick# 830X
Page 68

4 per location



COD.

Ø

AX20.008.153.A.SP

40 x 40 x 2 mm

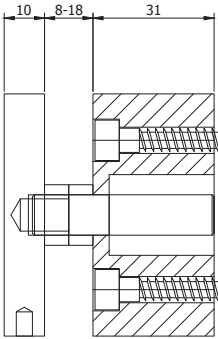
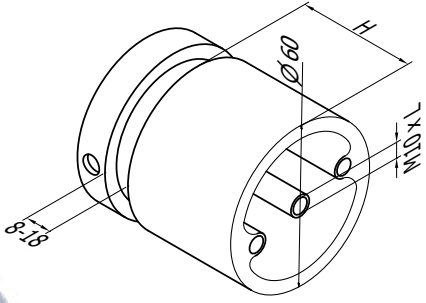
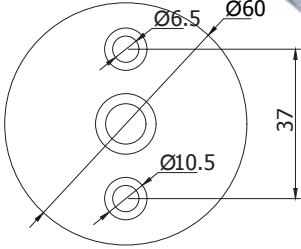

Replacement cover for adjustable wall mount flange

Weight:

.078 kgs (.172 lbs)









COD.	H	Glass Thickness
AX30.017.040.A.SP	30.1 mm	8-18 mm


Glass standoff - round

Weight:
.543 kgs (1.17 lbs)

**Quick# 900X, 905X**
Page 68

2 per location

**AX30.070.530**
Page 72



COD.	Thickness
AX30.017.042.F	1.25 mm

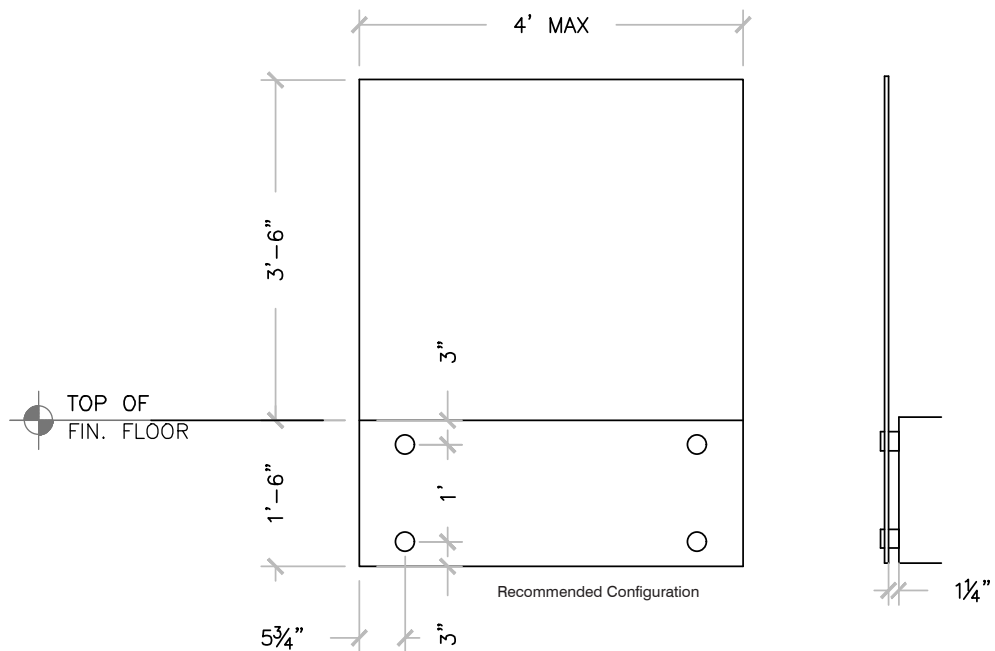
Glass leveling shim - round

Weight:
.011 kgs (.024 lbs)

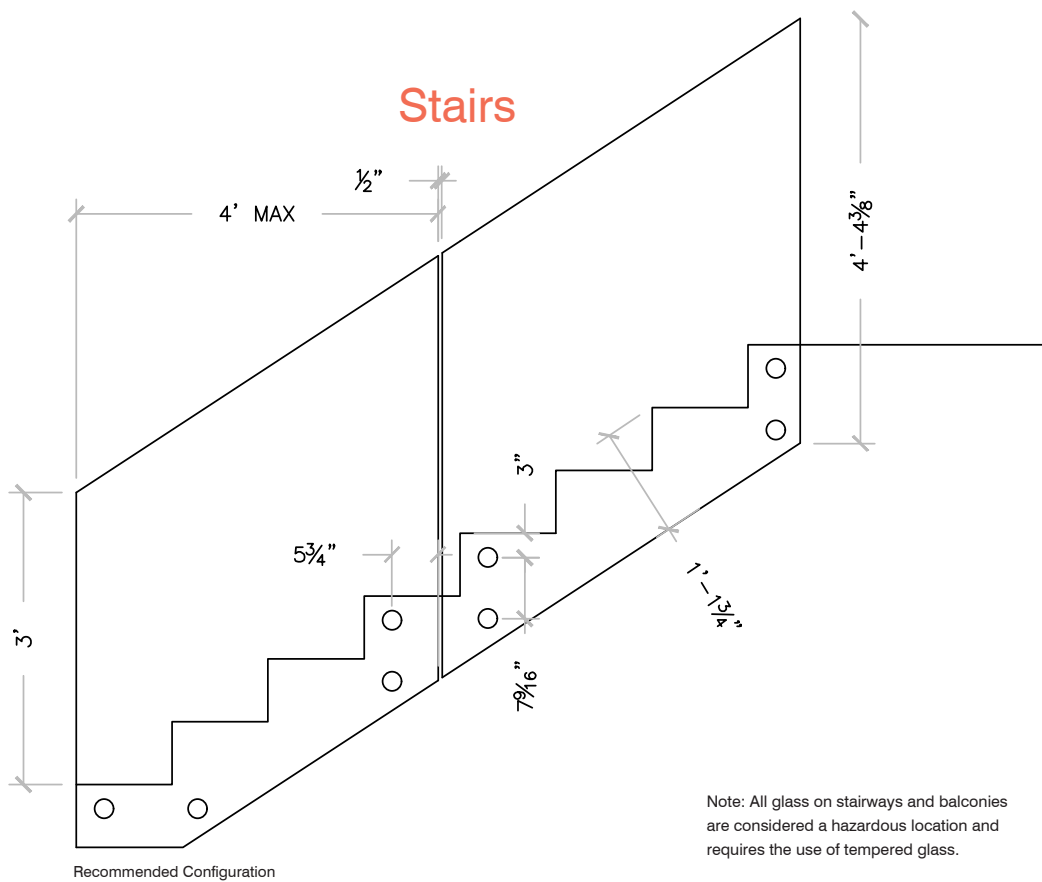
Note: Stack shims as needed to make glass plumb/level



Balcony



Stairs



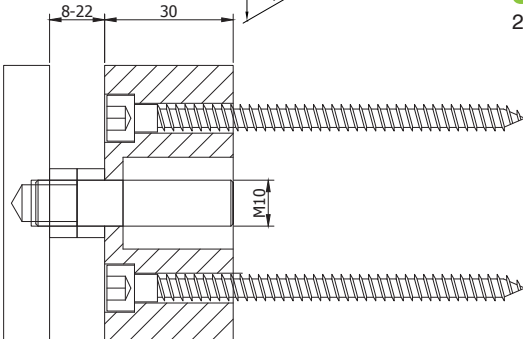
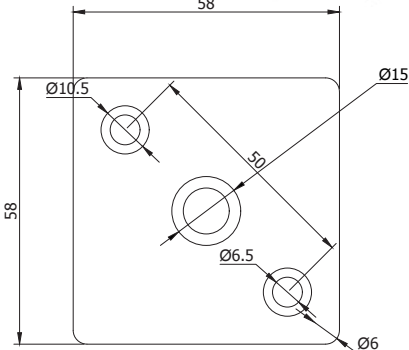
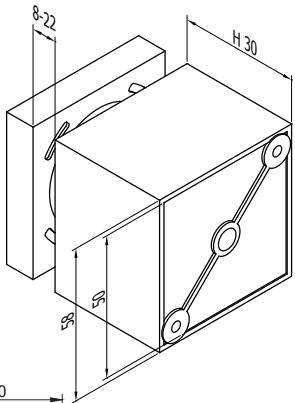

Cap rail required on glass for stairs to meet IRC code and recommended for balconies.
Check your local municipality for requirements

Note: All glass on stairways and balconies are considered a hazardous location and requires the use of tempered glass.

Note: Use flat polished edges on glass with radius or bumped corners when ordering glass from your glass supplier. All railing requires the use of tempered glass.









COD.	H	Glass Thickness
AX30.017.041.A.SP	30 mm	8.76 - 21.52 mm

Glass standoff - square

Weight:
.649 kgs (1.43 lbs)

 Quick# 900X, 905X
Page 68

2 per location

 AX30.070.531
Page 72




COD.	Thickness
AX30.017.043.F	1.25 mm

Glass leveling shim - square

Weight:
.013 kgs (.029 lbs)

Note: Stack shims as needed to make glass plumb/level









Floor mount




Wall mount

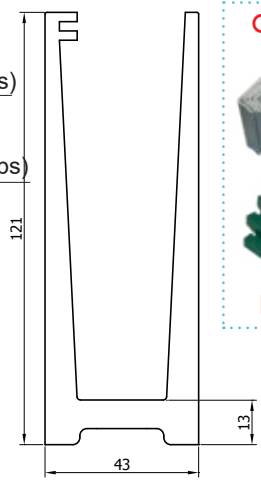
COD.	dim.	L.	Wt.
AX40.020.050.D.M	121 x 43 mm	5000 mm (16'-4")	24.59 kgs (54.78lbs)
Requires 2 glass gasket & wedge kits - Requires 25 anchors			
AX40.020.051.D.M	121 x 43 mm	2500 mm (8'-2")	12.45 kgs (27.39 lbs)
Requires 1 glass gasket & wedge kit - Requires 13 anchors			

Floor mount profile

Quick# 880X, 885X
Page 68




Satin Aluminum finish




For use with up to 3/4" glass. Gasket will only fit 1/2" glass. When using 3/4" glass Bronze Sealant is required to seal U channel to glass.


C (10 pcs.)




B (2.5m)



D (10 pcs.)



E (2.5m)




See recommended tools section for information on cutting stainless steel.
www.axiarailing.com/recommended-tools

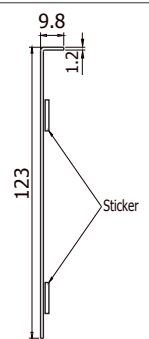
COD.	dim.	L.	Wt.
AX40.024.279.A.SP	123 mm	2500 mm	3.62 kgs (7.96 lbs)

Stainless steel cladding for floor profile

See recommended tools section for information on cutting stainless steel.
www.axiarailing.com/recommended-tools




self adhesive



COD.	dim.	L.	Wt.
AX40.020.052.D.M	119 x 45 mm	5000 mm (16'-4")	25.52 kgs (56.14 lbs)
Requires 2 glass gasket & wedge kits - Requires 19 anchors			
AX40.020.053.D.M	119 x 45 mm	2500 mm (8'-2")	12.76 kgs (28.07 lbs)
Requires 1 glass gasket & wedge kit - Requires 10 anchors			

Wall mount profile

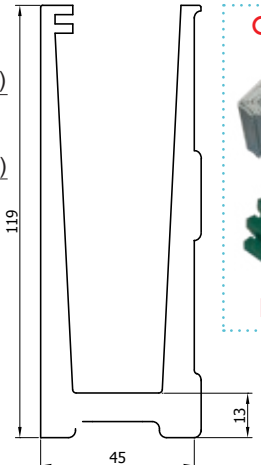
Quick# 880X, 885X
Page 68



AX40.020.055.D.SP
Hole plugs


For use when cladding will not be installed

Satin Aluminum finish




For use with up to 3/4" glass. Gasket will only fit 1/2" glass. When using 3/4" glass Bronze Sealant is required to seal U channel to glass.


C (10 pcs.)




B (2.5m)



D (10 pcs.)



E (2.5m)




See recommended tools section for information on cutting stainless steel.
www.axiarailing.com/recommended-tools

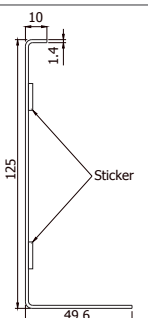
COD.	dim.	L.	Wt.
AX40.024.280.A.SP	122 mm	2500 mm (8'-2")	3.62 kgs (7.96 lbs)

Stainless steel cladding for wall profile

See recommended tools section for information on cutting stainless steel.
www.axiarailing.com/recommended-tools



self adhesive



COD.

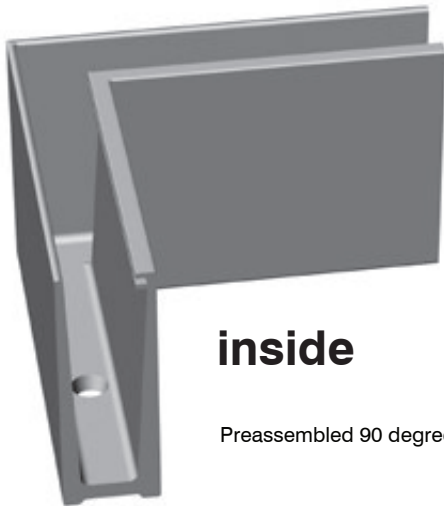
AX40.021.285.R

Glass gasket & wedge kit

Wedge kits are not included with U Channel
This part is sold separately

Weight:

1.41 kgs (3.11 lbs)



inside

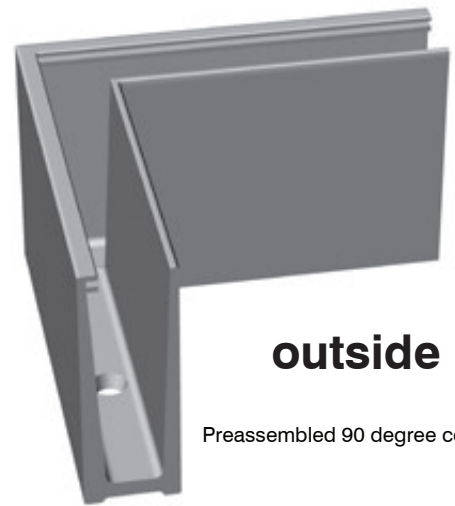
Preassembled 90 degree corner

Floor profile



Quick# 880X, 885X
Page 68

2 per location



outside

Preassembled 90 degree corner

COD.	dim.	L.
------	------	----

AX40.023.272.D.M	120 x 45 mm	200 mm
-------------------------	-------------	--------

Requires 2 anchors

Inside corner for floor profile

Weight:

1.75 kgs (3.85 lbs)

COD.	dim.	L.
------	------	----

AX40.023.274.D.M	120 x 45 mm	200 mm
-------------------------	-------------	--------

Requires 2 anchors

Outside corner for floor profile

Weight:

1.75 kgs (3.85 lbs)



inside

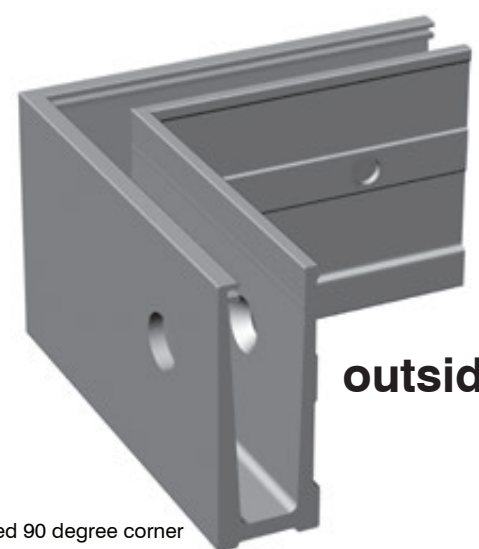
Preassembled 90 degree corner

Wall profile



Quick# 880X, 885X
Page 68

2 per location



outside

Preassembled 90 degree corner

COD.	dim.	L.
------	------	----

AX40.023.276.D.M	120 x 43 mm	200 mm
-------------------------	-------------	--------

Requires 2 anchors

Inside corner for wall profile

Weight:

1.79 kgs (3.95 lbs)

COD.	dim.	L.
------	------	----


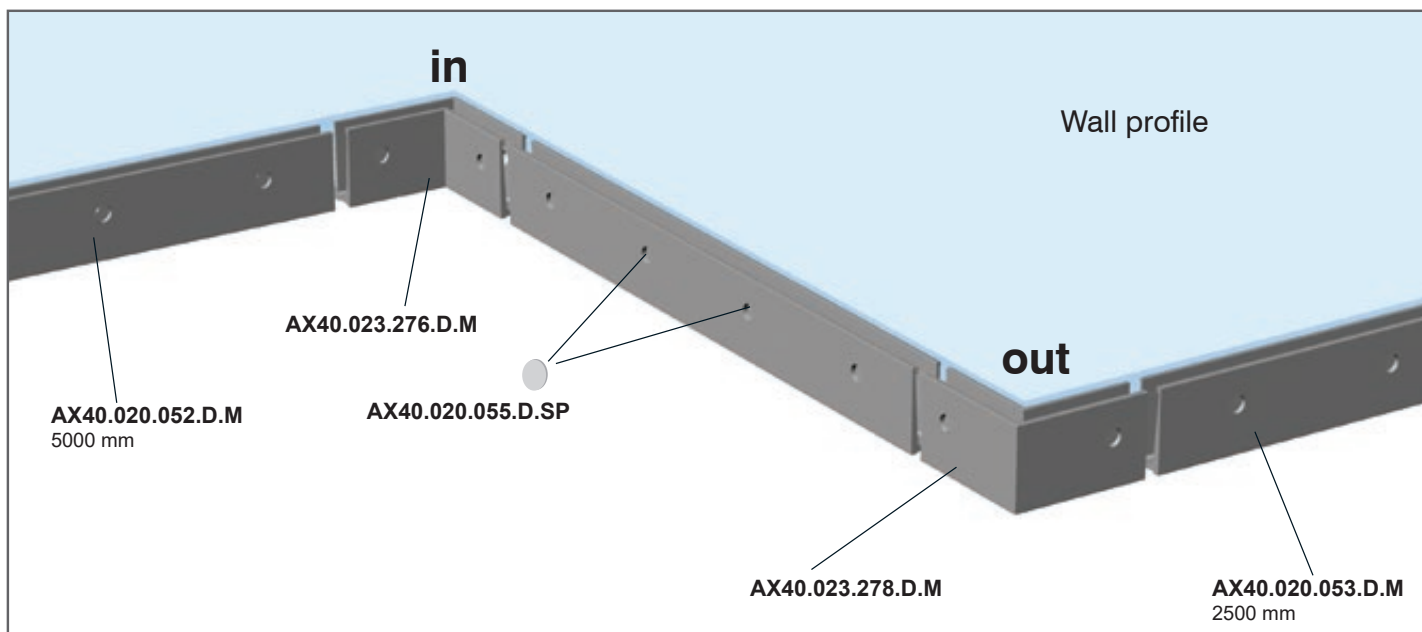
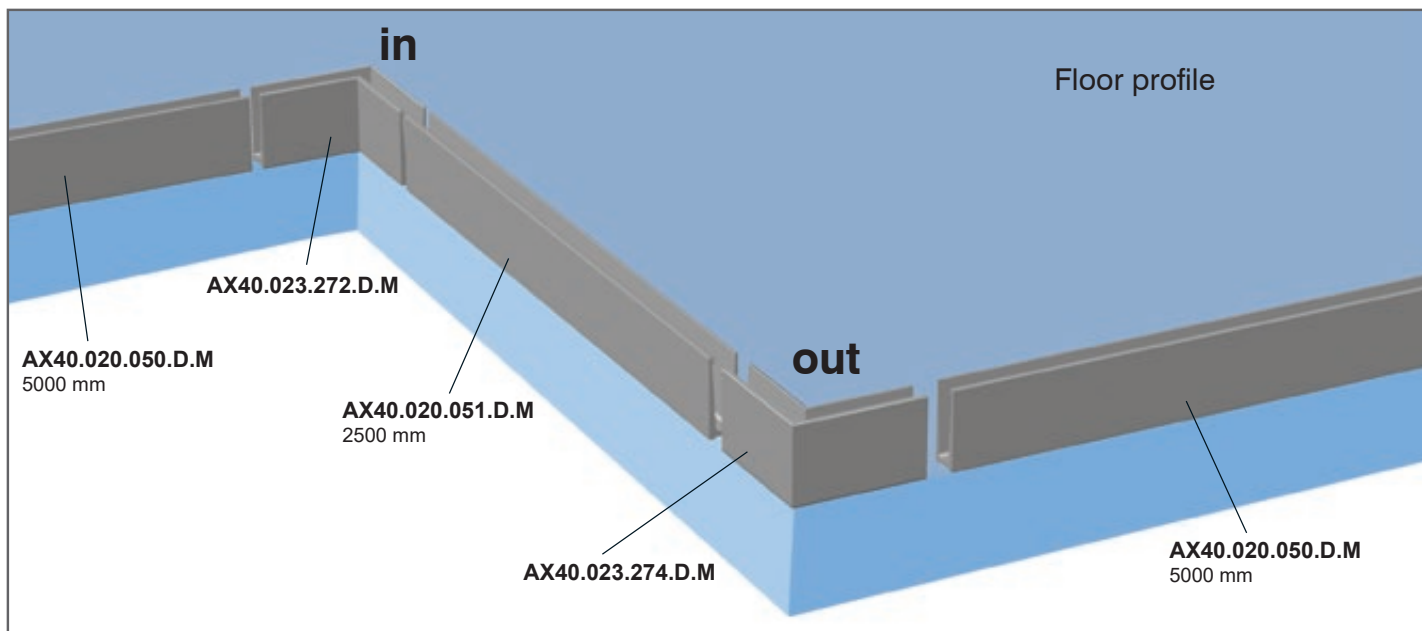
AX40.023.278.D.M	120 x 43 mm	200 mm
-------------------------	-------------	--------

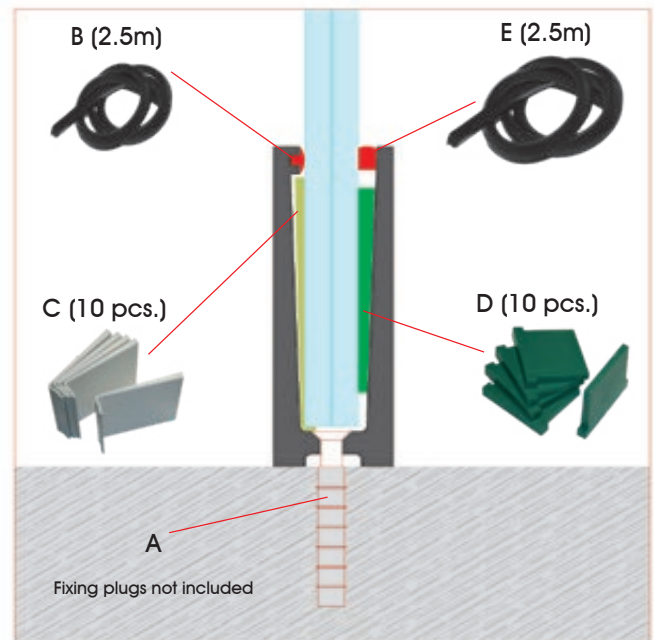
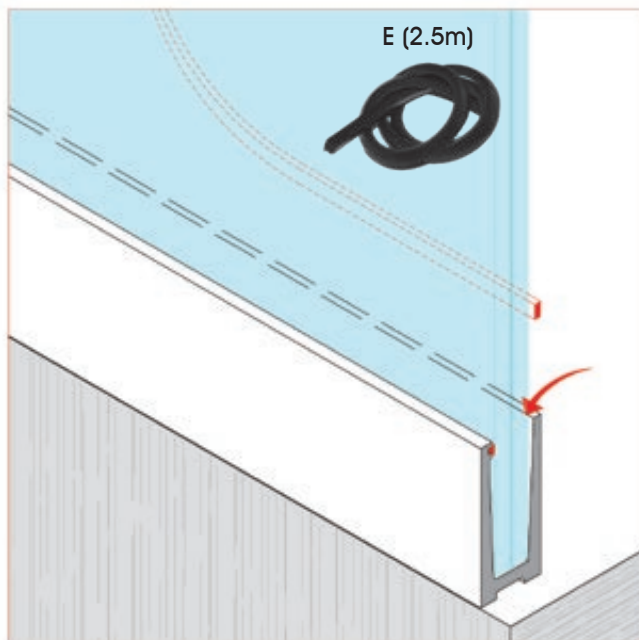
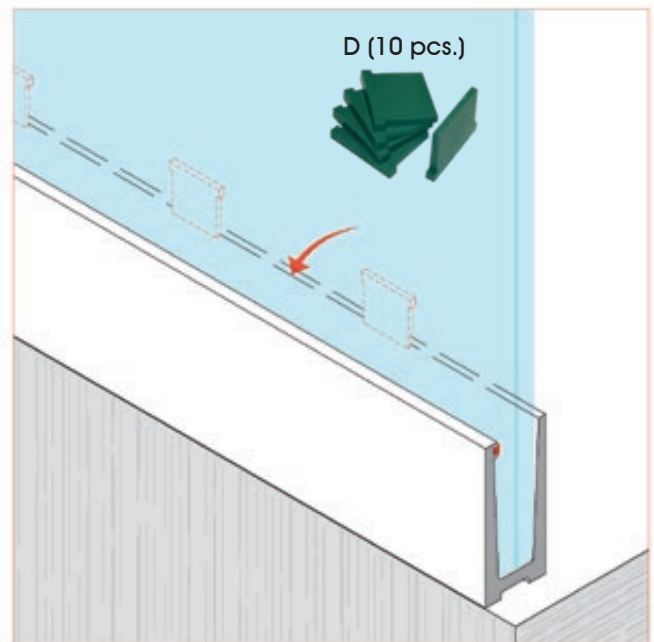
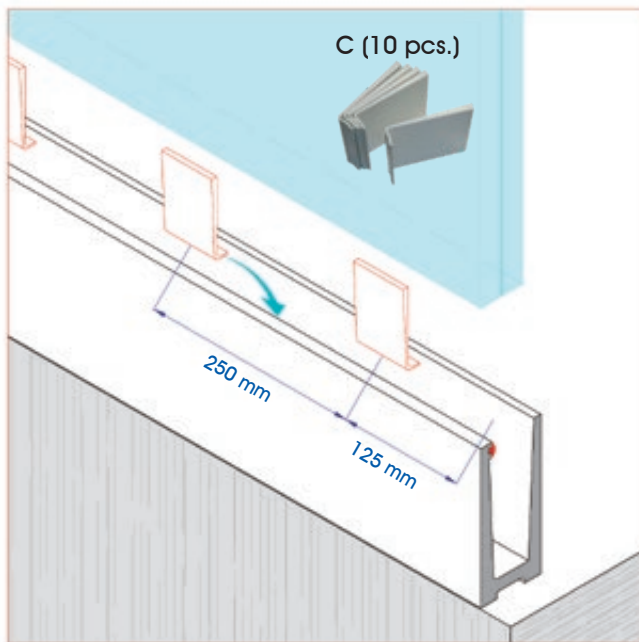
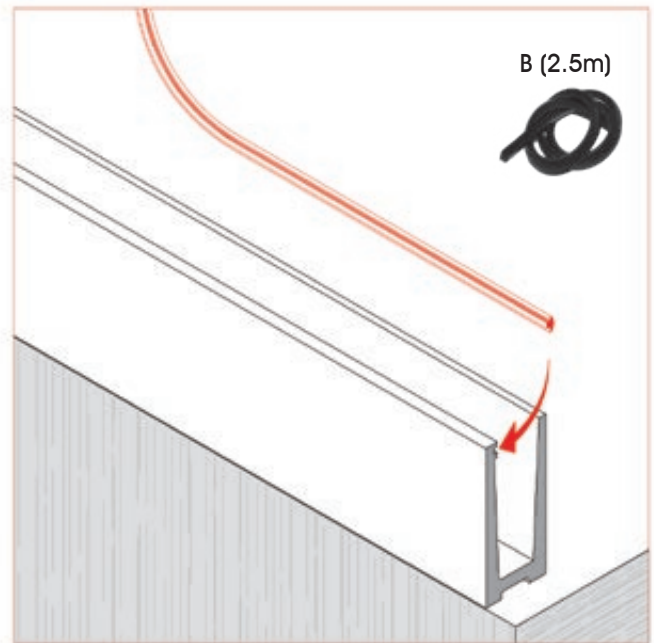
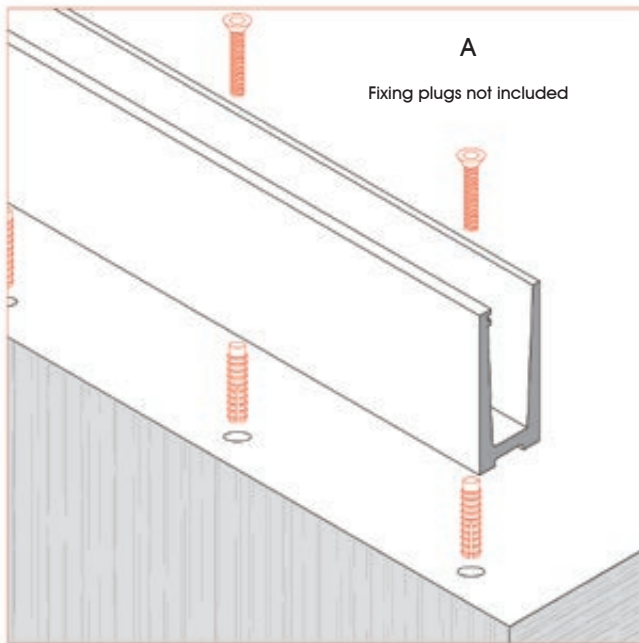
Requires 2 anchors

Outside corner for wall profile

Weight:

1.79 kgs (3.95 lbs)



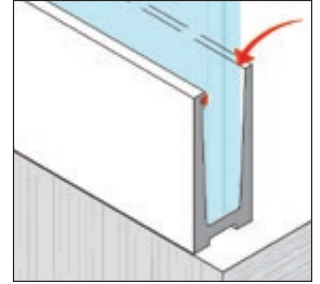


COD.

AX40.020.281.D.SP

End cap - Floor profile - Level/balcony

Weight:
.02 kgs (.044 lbs)



Satin Finish Aluminium

COD.

AX40.020.283.D.SP

End cap - Floor profile - Angle/rake

up to 40 degrees

Weight:
.026 kgs (.057 lbs)



Satin Finish Aluminium

COD.

AX40.020.282.D.SP

End cap - Wall profile - Level/balcony

Weight:
.021 kgs (.046 lbs)



Satin Finish Aluminium

COD.

AX40.020.284.D.SP

End cap - Wall profile - Angle/rake

up to 40 degrees

Weight:
.027 kgs (.059 lbs)



Satin Finish Aluminium

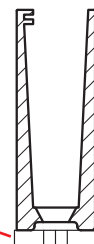
COD.

AX40.022.270.D.SP

Drainage spacer

Weight:
.040 kgs (.087 lbs)

For use on exterior balconies.
Use one drainage spacer per hole.
25 per 5000mm(16'-4") U channel
13 per 2500mm(8'-2") U channel

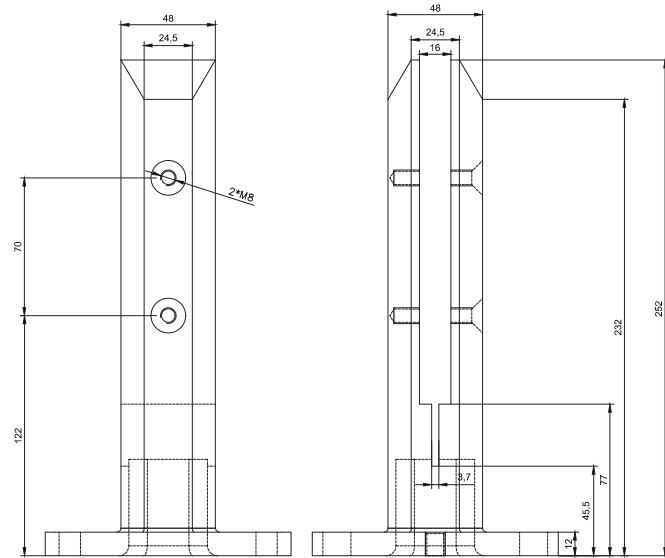


COD.	Height	Base
AX50.002.000.B.SP	9.92"	4.9" Square

Requires 4 anchors

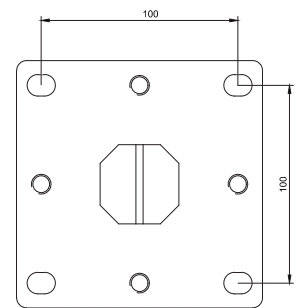
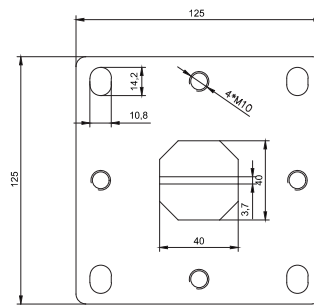
Large floor mount profile

Quick# 800X, 805X
Page 68



AISI 316

For use with 1/2" glass.

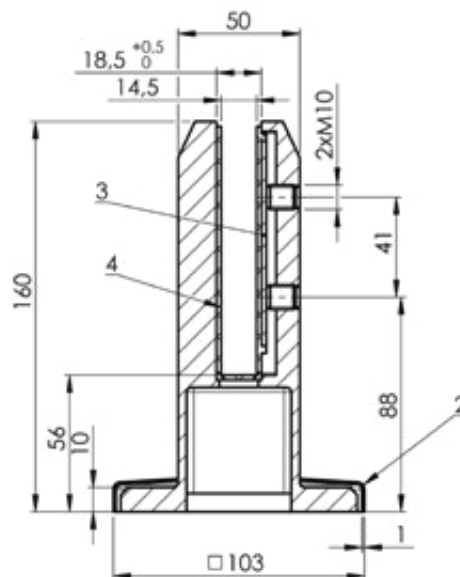
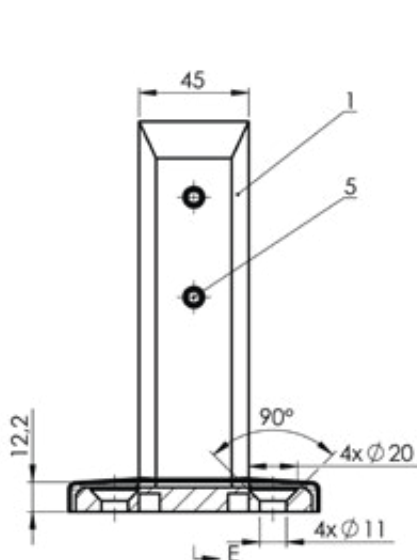


COD.	Height	Base
AX50.001.000.B.SP	6.29"	3.8" Square

Requires 4 anchors

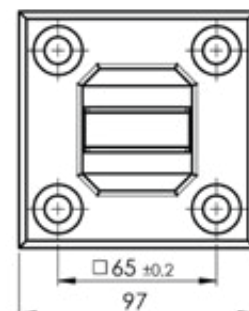
Small floor mount profile

Quick# 910X, 915X
Page 68




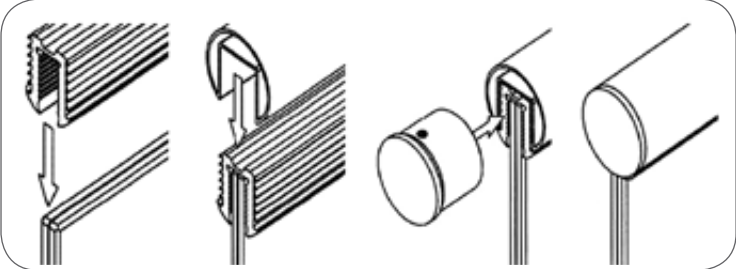


AISI 316

For use with 1/2" glass.






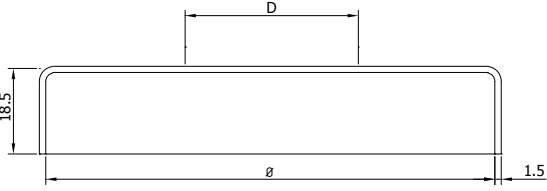

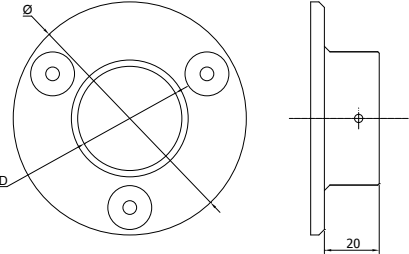


COD.	Ø	T	X	L
AX00.030.065.A.SP	42.4 x 1.5 mm		24 x 24 mm	5000 mm (16'-4")
Rubber washer not included				
Glass cap rail				
Weight: 10.2 kgs (22.4 lbs)				
AX00.031.072.R	42.4 x 1.5 mm	13.52 mm	24 x 24 mm	5000 mm (16'-4")
Rubber gasket				
Weight: 2.34 kgs (5.15 lbs)				
Apply clear silicone to glass before applying gasket, apply on top of gasket also before mounting cap rail.				
				
				
				

See recommended tools section for information on cutting stainless steel.
www.axiarailing.com/recommended-tools

For use with 3/8"-1/2" glass

Clear Silicone

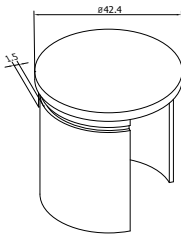


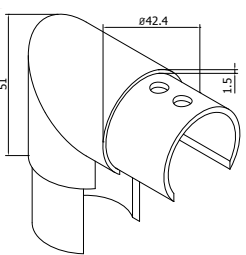


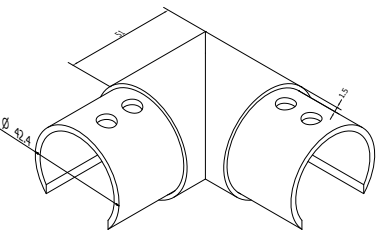


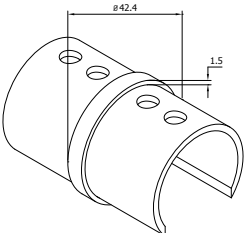


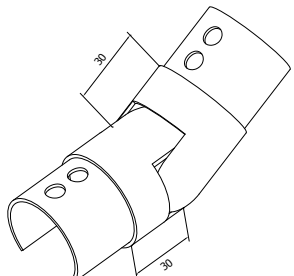


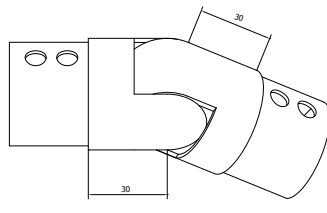


COD.	Ø
AX00.032.175.A.SP	42.4 x 1.5 mm
Wall mount flange	
Weight: .2 kgs (.44lbs)	
	
Fits up to 1/2" glass Flange cover included	
	
	
	

Quick# 820X
Page 68

3 per location

Slotted flange cover allows glass to be installed 1/4" from wall

Clear Silicone

<div>COD. Ø</div> <div>AX00.030.120.A.SP 42.4 x 1.5 mm</div> <div>Flat end cap</div> <div>Weight: .084 kgs (.184 lbs)</div>		 
<div>COD. Ø</div> <div>AX00.032.171.A.SP 42.4 x 1.5 mm</div> <div>Vertical elbow</div> <div>Weight: .332 kgs (.73 lbs)</div>		 
<div>COD. Ø</div> <div>AX00.032.170.A.SP 42.4 x 1.5 mm</div> <div>Horizontal elbow</div> <div>Weight: .297 kgs (.653 lbs)</div>		 
<div>COD. Ø</div> <div>AX00.032.174.A.SP 42.4 x 1.5 mm</div> <div>Connector</div> <div>Weight: .104 kgs (.289 lbs)</div>		 
<div>COD. Ø</div> <div>AX00.032.172.A.SP 42.4 x 1.5 mm</div> <div>Adjustable elbow - upward</div> <div>Weight: .3 kgs (.66 lbs)</div>		 
<div>COD. Ø</div> <div>AX00.032.173.A.SP 42.4 x 1.5 mm</div> <div>Adjustable elbow - downward</div> <div>Weight: .321 kgs (.706 lbs)</div>		 

COD.	Ø	T	X	L
AX00.030.071.A.SP	42.4 x 1.5 mm		24 x 24 mm	5000 mm (16'-4")

Rubber washer not included

Square cap rail

Weight:

12.4 kgs (27.28 lbs)

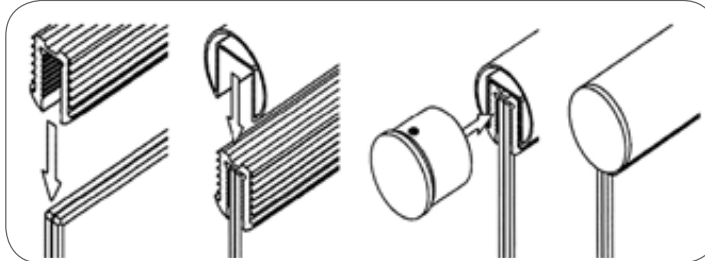
AX00.031.072.R	42.4 x 1.5 mm	13.52 mm	24 x 24 mm	5000 mm (16'-4")
-----------------------	---------------	----------	------------	------------------

Rubber washer

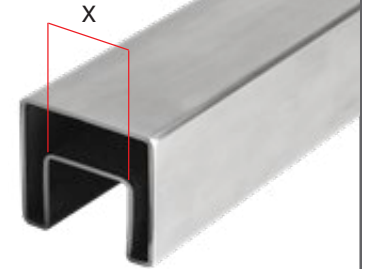
Weight:

2.34 kgs (5.15 lbs)


Apply clear silicone to glass before applying gasket, apply on top of gasket also before mounting cap rail.



See recommended tools section for information on cutting stainless steel.
www.axiarailing.com/recommended-tools



For use with 12mm(1/2") glass only




COD.	Ø	T	X	L	Wt.
AX00.030.073.G.RW	1.57" x 1.57"		24 x 24 mm	16'	5.81 kgs (12.8 lbs)
AX00.030.077.G.RW	1.57" x 1.57"		24 x 24 mm	14'	5.08 kgs (11.2 lbs)
AX00.030.076.G.RW	1.57" x 1.57"		24 x 24 mm	12'	4.35 kgs (9.6 lbs)
AX00.030.075.G.RW	1.57" x 1.57"		24 x 24 mm	10'	3.63 kgs (8 lbs)
AX00.030.074.G.RW	1.57" x 1.57"		24 x 24 mm	8'	2.9 kgs (6.4 lbs)

Red Oak wood cap rail

Rubber washer not included

AX00.030.080.H.RW	1.57" x 1.57"		24 x 24 mm	16'	5.81 kgs (12.8 lbs)
AX00.030.088.H.RW	1.57" x 1.57"		24 x 24 mm	14'	5.08 kgs (11.2 lbs)
AX00.030.087.H.RW	1.57" x 1.57"		24 x 24 mm	12'	4.35 kgs (9.6 lbs)
AX00.030.086.H.RW	1.57" x 1.57"		24 x 24 mm	10'	3.63 kgs (8 lbs)
AX00.030.084.H.RW	1.57" x 1.57"		24 x 24 mm	8'	2.9 kgs (6.4 lbs)

For use with 12mm(1/2") glass only



Special order item. Lead times apply

White Oak wood cap rail

Rubber washer not included

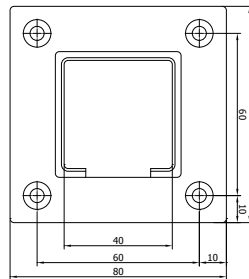
COD.	Ø
------	---

AX00.032.324.A.SP	42.4 x 1.5 mm
--------------------------	---------------

Wall mount flange

Weight:

.211 kgs (.464 lbs)



Flange cover included

COD.	Ø
------	---

AX00.003.325.A.SP	42.4 x 1.5 mm
--------------------------	---------------

Replacement wall mount flange cover

Weight:

.105 kgs (.231 lbs)



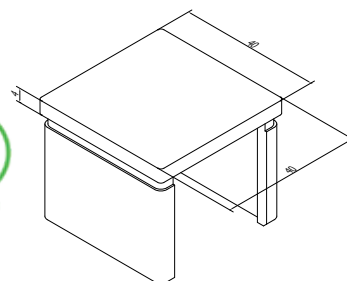
COD.	Ø
------	---

AX00.032.322.A.SP	42.4 x 1.5 mm
--------------------------	---------------

Flat end cap

Weight:










.114 kgs (.251 lbs)















Slotted flange cover allows glass to be installed 1/4" from wall

<div>COD. Ø</div> <div>AX00.032.326.A.SP 42.4 x 1.5 mm</div> <div>Vertical elbow</div> <div>Weight: .428 kgs (.942 lbs)</div>		
<div>COD. Ø</div> <div>AX00.032.305.A.SP 42.4 x 1.5 mm</div> <div>Horizontal elbow</div> <div>Weight: .367 kgs (.807 lbs)</div>		
<div>COD. Ø</div> <div>AX00.032.320.A.SP 42.4 x 1.5 mm</div> <div>Connector</div> <div>Weight: .176 kgs (.387 lbs)</div>		
<div>COD. Ø</div> <div>AX00.032.310.A.SP 42.4 x 1.5 mm</div> <div>Adjustable elbow - upward</div> <div>Weight: .411 kgs (.904 lbs)</div>		
<div>COD. Ø</div> <div>AX00.032.311.A.SP 42.4 x 1.5 mm</div> <div>Adjustable elbow - downward</div> <div>Weight: .436 kgs (.962 lbs)</div>		
<div>COD. Ø</div> <div>AX00.032.315.A.SP 42.4 x 1.5 mm</div> <div>Adjustable horizontal elbow</div> <div>Weight: .365 kgs (.803 lbs)</div>		

System Hardware

	Quick#	Part#	Description	Application - Quantity Required
	250X	AX00.091.250.A.SP	M5 x 12 mm	Attaches saddle to metal handrail - 2 per
	540X	AX00.091.540.A.SP	4.8 x 25 mm	Attaches saddle to wood handrai - 2 per
	265X	AX00.091.265.A.SP	M6 x 10 mm	Attaches saddle to stem (Replacement) - 1 per
	260X	AX00.091.260.A.SP	M6 x 20 mm	Attaches bar holder to metal post - 1 per
	255X	AX00.091.255.A.SP	M8 x 25 mm	Attaches glass clamp to metal post - 1 per
	266X	AX00.091.266.A.SP	M5 Threaded Pop Rivet	Attaches glass clamp to metal post - 1 per
	267X	AX00.091.267.A.SP	M6 Threaded Pop Rivet	Attaches glass clamp to metal post - 1 per
	269X	AX00.091.269.A.SP	M8 Threaded Pop Rivet	Attaches glass clamp to metal post - 1 per

Anchors

	Quick#	Part#	Description	Application - Quantity Required
	800X	AX00.091.800.A.SP	3/8 x 3-1/2" Wood lag bolts	Round newel post mount - 3 per Square newel post mount - 2 per U Channel spigot clamps(large) - 4 per
	805X	AX00.091.805.A.SP	3/8 x 3-3/4" Concrete wedge anchors	Round newel post mount - 3 per Square newel post mount - 2 per U Channel spigot clamps(large) - 4 per
	820X	AX00.091.820.A.SP	#10 x 3" Wood screw to attach to wall	Round wall mount flange - 3 per Square cap rail wall mount flange - 4 per Round cap rail wall mount flange - 4 per
	830X	AX00.091.830.A.SP	#14 x 3" Wood screw to attach to wall	Round adjustable angle wall rail fitting - 3 per Square adjustable angle wall rail fitting - 4 per Square wall mount flange - 4 per Round wall Rail return - 3 per Round side mount post bracket - 2 per Square side mount post bracket - 2 per
	855X	AX00.091.855.A.SP	#12 x 3" Flat head wood screw	Round wall Rail Bracket - 3 per Square wall Rail Bracket - 2 per
	880X	AX00.091.880.A.SP	1/2 x 2-1/2" Flat head drop in anchor	U Channel 90 degree corners - 2 per U Channel floor / wall mount (2500mm) U Channel floor / wall mount (5000mm)
	885X	AX00.091.885.A.SP	#14 x 3" Wood screw to attach to wall/floor (includes 3/8" washer)	
	900X	AX00.091.900.A.SP	M6 x 80 mm Wood screw with flat head(phillips)	Standoffs / side mount post brackets - 2 per
	905X	AX00.091.905.A.SP	M6 x 85 mm Machine screw with socket head	Standoffs / side mount post brackets - 2 per
	910X	AX00.091.910.A.SP	3/8 x 3" Flat head concrete anchor	U Channel spigot clamps(small) - 4 per
	915X	AX00.091.915.A.SP	3/8 x 3" Flat head wood lag screw	U Channel spigot clamps(small) - 4 per

COD.

AX00.100.563



PERMABOND MH052 is ideal for the sealing of threaded joints. It is approved for use with gas for working pressure up to 26 bar and also for gaseous oxygen up to 10 bar and 60°C. MH052 seals against gas, water, LPG, hydrocarbons, oils and other chemicals. Unlike PTFE tape or hemp, Permabond MH052 will not shred or dry out, so it will provide a durable seal, helping to extend the life of the components. 75 ml

Thread Lock

Weight: .18 kgs (.4 lbs)



COD.

AX00.100.525



PERMABOND HM162 is a medium viscosity retaining compound that cures when confined between metal parts to form an extremely tough bond. It is best suited for cylindrical parts and where high temperature resistance is required. In the uncured, liquid state, the adhesive wets the metal surfaces, keying into all surface irregularities and fills the space between the mated parts. 50 ml

Anaerobic Adhesive

Weight: .136 kgs (.3 lbs)

COD.

EPC-410



Epoxy Adhesive, Rapid Cure, High Strength Paste, Translucent, 50mL, Cartridge, Mixing Ratio 1:1, Application Time 7 min., Functional Cure 4 Hrs, Full Cure 4 hr., Work Life 15 min., Substrates Metal, Wood, Brick, Stone, Marble, Rubber, Some Plastics, And More, Repairing and Bonding For Home, Farm, Office and Marine Automotive, Includes 2 Nozzles, Package Quantity 1

Two part epoxy

Weight: .114 kgs (.25 lbs)



COD.

EPC-101



Simultaneously mix and dispense 2-part adhesives. Holds 50 ml cartridges.

Epoxy gun

Weight: .179 kgs (.394 lbs)

COD.

S-2611



Titebond® 100% Silicone Sealant is a versatile formula that is ideal for both interior and exterior applications. It is a RTV industrial sealant and offers excellent adhesion to many common construction materials, including vinyl, aluminum, glass and painted surfaces. It also provides a strong, flexible seal that offers excellent water-resistance.

When fully cured, Titebond 100% Silicone Sealant can withstand extreme temperature conditions. The 100% antimicrobial formula will not crack or become brittle with age and resists fading or yellowing. It also extrudes easily in lower temperatures and dries quickly.

Clear Silicone Sealant

Weight: .365 kgs (.803 lbs)



COD.

AX00.080.505



- Superior alternative to steel wool, wire brushes, sandpaper, and other non-woven products for cleaning or finishing tasks.
- Very fine grade aluminum oxide abrasive cleans, finishes, grains, denibs, and defuzzes.
- Pad resists tearing, splintering, shredding, loading and will never rust, providing a long, useful life.
- Can be folded, stacked, or rolled for effective cleaning or conditioning on flat, irregular, or contoured surfaces.

Scotch Brite Pads

Weight: .116 kgs (.256 lbs)

COD.

AX00.080.515

Our strongest cleaner, ideal for removing hard to clean substances from all stainless steel products. Used most commonly after installation and prior to applying polish and passivator.

Degreaser

Weight: 108 kgs (.238 lbs)



Step 1



Step 2

COD.

AX00.080.510

Ideal for normal cleaning and maintenance of all stainless steel products. Use prior to applying passivator.

Cleaner/Polish

Weight: 108 kgs (.238 lbs)

COD.

AX00.080.517

Essential for maximum corrosion resistance of all stainless steel products. Use after applying degreaser and polish.

Polish/Passivator

Weight: 108 kgs (.238 lbs)



Step 3

<p>COD.</p> <p>AX00.070.635 102 Metal Post Drill Kit Includes: 5/32" Metal drill bit 9/32" Metal drill bit 29/64" Metal drill bit 7/16" Open end wrench 1/8" Allen wrench Weight: .091 kgs (.2 lbs)</p>		<p>COD.</p> <p>AX00.070.630 102 Wood Post Drill Kit Includes: 5/32" Wood drill bit 9/32" Wood drill bit 29/64" Wood drill bit 7/16" Open end wrench 1/8" Allen wrench Weight: .091 kgs (.2 lbs)</p>
<p>COD.</p> <p>AX00.070.650 Metal Post Drill Kit Includes: 5/16" Tap (24 thread) 5/16" Metal drill bit(Letter I) 5/32" Metal drill bit 3/8" Open end wrench 3/16" Allen wrench Weight: .091 kgs (.2 lbs)</p>		<p>COD.</p> <p>AX00.070.625 Wood Post Drill Kit Includes: 5/32" Wood drill bit 7/32" Wood drill bit 3/8" Open end wrench 3/16" Allen wrench Weight: .091 kgs (.2 lbs)</p>
<p>COD.</p> <p>AX00.070.610 Bulk Cable & Fittings Drill Bit Includes: 5/16" Kobalt drill bit 10 mm Open end wrench 8 mm Allen wrench Weight: .023 kgs (.05 lbs)</p>		<p>COD.</p> <p>AX00.070.605 M5mm drill & tap set (handrail) AX00.070.606 M6mm drill & tap set (bar holders) AX00.070.608 M8mm drill & tap set (glass clamps)</p> <p>Drill & tap set</p> <p>Weight: .045 kgs (.1 lbs)</p>
<p>COD.</p> <p>AX00.070.651 1/2" punch for precision drilling. Center punch Weight: .068 kgs (.15 lbs)</p>		<p>COD.</p> <p>S-9403 Sure tite fastener for wood newel posts. Sure Tite Newel Fastener Weight: .249 kgs (.55 lbs)</p> <p>S-9401 Key lock fastener for wood newel posts. Key Lock Newel Fastener Weight: .301 kgs (.66 lbs)</p>
<p>COD.</p> <p>AX00.070.652 Tap Magic Pro Tap 16 oz spout top. Cutting fluid Weight: .454 kgs (1 lbs)</p>		<p>AX00.110.710 Composite shims for proper post leveling/mounting. Shims (12 pack) Weight: .331 kgs (.73 lbs)</p>

COD.

HFC18.CUTTER

Ideal for cutting our stainless steel cable or any cable up to 1/8" thickness

Cable cutter - small

Weight:
.344 kgs (.74 lbs)



COD.

HFC18.C9CUTTER

Ideal for cutting our stainless steel cable or any cable up to 1/4" thickness.

Cable cutter - large

Weight:
.86 kgs (1.89 lbs)



COD.

HFC18.PLIERS

Cable gripping pliers for proper tensioning.

Cable gripping pliers

Weight:
.748 kgs (1.65 lbs)



COD.

HFC18.WHEEL

Used to cut cable flush with the end of Pull-Lock fittings, and to cut excess threads of stud. Includes mandrel and two cut-off wheels.

Cable cut-off wheel

Weight:
.085 kgs (.187 lbs)



COD.

HFC18.KEY

Release key for all push lock fitting cable kits.

Cable Release Key

Weight:
.005 kgs (.01lbs)



COD.

HFC18.TENSION.GAUGE

Accurately measure tension on cable railing.

Tension Gauge

Weight:
.241 kgs (.53 lbs)



COD.

DRIVER PL-LAG/R

Push lock lag driver for use with WLN1/8-1 swageless cable fitting.

Push lock lag driver

Weight:
.026 kgs (.059 lbs)



COD.

HFC18.TUBE

Insert tube for use with 1/8" cable and wood posts.

Insert Tube

Weight:
.005 kgs (.01 lbs)





COD.

AX10.070.212

Accurately bend 12 mm round infill tubing for curved applications.

Infill tube bender

Weight:

.301 kgs (6.35 lbs)

COD.

AX00.060.400

Our two stage hydraulic swaging compression tool allows for up to 16 tons of pressure to be applied to cable fittings. Full die set included for 3, 4, 5, 6 mm .

Hydraulic Crimper

Weight:

4.2 kgs (9.25 lbs)



COD.

AX00.060.415

AX00.060.420


Die set for 3-4mm

Die set for 5-6mm

Die set

Weight:

.045 kgs (.1 lbs)



COD.

AX00.070.520

Threaded pop rivet installation gun. Interchangeable mandrel/nosepieces for blind rivet nuts sizes: M3,M4,M5,M6,M8

Pop rivet gun

Weight:

2.52 kgs (5.55 lbs)



COD.

AX30.070.530

Spanner wrench for tightening round standoffs.

Spanner wrench - round

Weight:

.187 kgs (.412 lbs)



COD.

AX30.070.531

Spanner wrench for tightening square standoffs.

Spanner wrench - square

Weight:

.295 kgs (.65 lbs)



COD.

AX40.070.562

This multi-function tool allows you to precisely hammer wedges into place and roll the rubber strip into place on U channel.

Wedge tool

Weight:

.68 kgs (1.5 lbs)



See our recommended tools section for information on cutting stainless steel. This section includes a complete range of tools that we highly recommend for professional installation.

houseofforgings.net/axia-install-guides



© 2019 AXIA STAIR & RAILING SYSTEMS

All images are copyrighted and cannot be reproduced without expressed written consent. Unauthorized use is prohibited and punishable by law.

www.axiarailing.com

Full Product Line Catalog Edition 001-B

HOUSE OF FORGINGS STAIR & RAILING PRODUCTS AUTHORIZED DEALER



HOUSTON	P 281.209.0000	F 281.209.0067
AUSTIN	P 512.973.8373	F 512.973.9919
SAN ANTONIO	P 210.521.4808	F 210.521.7618
DALLAS	P 817.701.2006	F 817.701.2020

353 Greens Landing Dr. **Houston**, TX 77032
481 Texas Ave. **Round Rock**, TX 78664
1200 Valwood Pkwy. **Carrollton**, TX 75006

PARTS SALES - TURN KEY INSTALLATION - REMODEL
CUSTOM IRON FABRICATION - CUSTOM WOOD COMPONENTS
STAINLESS STEEL SYSTEMS - GLASS SYSTEMS - FLOATING SYSTEMS

VISIT OUR SHOWROOM & DESIGN CENTER TODAY

www.ironwoodusa.com

AXIA[®]
STAIR & RAILING SYSTEMS